



राष्ट्रीय परीक्षा एजेंसी
National Testing Agency
Excellence in Assessment



वैज्ञानिक तथा औद्योगिक अनुसंधान परिषद
COUNCIL OF SCIENTIFIC & INDUSTRIAL RESEARCH

CSIR-UGC NET

DECEMBER, 2024



**Information
BULLETIN**



<https://csirnet.nta.ac.in>
www.nta.ac.in

NATIONAL TESTING AGENCY

Vision

The right candidates joining best institutions will give India her demographic dividend.

Mission

To improve equity and quality in education by administering research based valid, reliable, efficient, transparent, fair and international level assessments. The best subject matter experts, psychometricians and IT delivery and security professionals will ensure that the current gaps in existing assessment systems are properly identified and bridged.

Core Values

NTA will create a system which will promote teaching (by teachers), learning (by students) and assessment (by parents and institutions). NTA strongly believes in quality, efficiency, effectiveness, equity and security of assessments. To practice these values, NTA will constantly engage with its stakeholders, viz. students, parents, teachers, experts and partner institutions.

TABLE OF CONTENT

| CHAPTER NO. | CHAPTER NAME | PAGE NO. |
|-----------------------|---|----------|
| | IMPORTANT INFORMATION AND DATES AT A GLANCE | 05-08 |
| CHAPTER – 1 | INTRODUCTION ABOUT NTA AND JOINT CSIR- UGC NET | 09-11 |
| CHAPTER – 2 | ELIGIBILITY CRITERIA | 12-14 |
| CHAPTER – 3 | DETAILS OF EXAMINATION | 15-17 |
| CHAPTER – 4 | FACILITY FOR PwD CANDIDATES | 18-20 |
| CHAPTER – 5 | REGISTRATION AND APPLICATION PROCESS | 21-27 |
| CHAPTER – 6 | ADMIT CARD, INSTRUCTION AND PROHIBITED MATERIALS | 28-31 |
| CHAPTER – 7 | UNFAIR MEANS PRACTICES | 32-33 |
| CHAPTER – 8 | PROCEDURE OF DECLARATION OF RESULT | 34-35 |
| CHAPTER – 9 | GENERAL / MISCELLANEOUS PROVISIONS | 36 |
| CHAPTER – 10 | CORRESPONDENCE WITH NTA | 37 |
| ANNEXURE-I | PAYMENT OF EXAM FEE - PROCEDURE/ MODE / SERVICE PROVIDER(S), SERVICES CHARGES AND HELPDESK | 38-39 |
| ANNEXURE-II | JOINT CSIR- UGC NET SUBJECTS | 40 |
| ANNEXURE- III | LIST OF EXAM CITIES FOR JOINT CSIR- UGC NET | 41-46 |
| ANNEXURE -IV | CERTIFICATE REGARDING PHYSICAL LIMITATION TO WRITE IN AN EXAMINATION | 47 |
| ANNEXURE -V | LETTER OF UNDERTAKING FOR USING OWN SCRIBE | 48 |
| ANNEXURE -VI | CERTIFICATE FOR PERSON WITH SPECIFIED DISABILITY COVERED UNDER THE DEFINITION OF SECTION 2 (S) OF THE RPWD ACT, 2016 BUT NOT COVERED UNDER THE DEFINITION OF SECTION 2(R) OF THE SAID ACT, I.E. PERSONS HAVING LESS THAN 40% DISABILITY AND HAVING DIFFICULTY IN WRITING | 49 |
| ANNEXURE-VII | LETTER OF UNDERTAKING BY THE PERSON WITH SPECIFIED DISABILITY COVERED UNDER THE DEFINITION OF SECTION 2 (S) OF THE RPWD ACT, 2016 BUT NOT COVERED UNDER THE DEFINITION OF SECTION 2(R) OF THE SAID ACT, I.E. PERSONS HAVING LESS THAN 40% DISABILITY AND HAVING DIFFICULTY IN WRITING | 50 |
| ANNEXURE-VIII | ATTESTATION FORM (FOR 'RESULT AWAITED' OR 'ENROLLED' CANDIDATES ONLY) | 51 |
| ANNEXURE -IX | FORMAT OF OBC CERTIFICATE | 52 |
| ANNEXURE -X | FORMAT OF SC/ST CERTIFICATE | 53 |
| ANNEXURE -XI | FORMAT OF EWS CERTIFICATE | 54 |
| ANNEXURE -XII | PROCEDURE FOR APPEARING IN COMPUTER BASED TEST (CBT) | 55-61 |
| ANNEXURE -XIII | REPLICA OF APPLICATION FORM | 62-81 |
| ANNEXURE -XIV | PROCEDURE TO BE ADOPTED FOR COMPILATION OF NTA SCORES FOR MULTI SESSION PAPERS (NORMALIZATION PROCEDURE BASED ON PERCENTILE SCORE) | 82-85 |
| ANNEXURE-XV | PROCEDURE TO BE ADOPTED FOR CONVERSION OF NTA SCORES INTO NORMALIZED MARKS FOR MULTI-SHIFTS PAPERS (NORMALIZATION PROCEDURE BASED ON PERCENTILE AND EQUI PERCENTILE METHOD) | 86-94 |
| ANNEXURE -XVI | HELPDESK CONTACT DETAILS OF JOINT CSIR- UGC NET | 95 |

LIST OF ABBREVIATIONS

| | |
|----------------|--|
| CBT | Computer Based Test |
| CSIR | Council of Scientific and Industrial Research |
| EWS | Economically Weaker Section |
| GOI | Government of India |
| MCQ | Multiple Choice Question |
| MoE | Ministry of Education |
| NDA | Non-Disclosure Agreement (NDA) |
| NEGP | National e-Governance Plan (NeGP) |
| NFOBC | National Fellowship for Other Backward Classes |
| NFSC | National Fellowship for Schedule Caste |
| NFPwD | National Fellowship for Persons with Disabilities |
| NTA | National Testing Agency |
| OBC-NCL | Other Backward Classes-Non Creamy Layer |
| PwD | Persons with Disabilities |
| QRS | Query Redressal System |
| RPwD | The Rights of Persons with Disabilities Act, 2016 |
| SC | Scheduled Castes |
| ST | Scheduled Tribes |
| UGC | University Grant Commission |
| UPI | Unified Payment Interface (UPI) |
| UR | Unreserved |
| UT | Union Territory |
| VLE | Village level Entrepreneur |

IMPORTANT INFORMATION AND DATES AT A GLANCE

(Please refer to Information Bulletin for details)
Dates, Fee Details and Application Procedure for
Joint CSIR-UGC NET December 2024

| Name of the Examination | Joint CSIR-UGC NET December, 2024 |
|--|---|
| Online registration and submission of Application Form through NTA Website: https://csirnet.nta.ac.in | 09 December, 2024 to 30 December, 2024 |
| Last date for successful transaction of Examination fee | 31 December, 2024 |

| Fee Payable for JOINT CSIR-UGC NET December, 2024 (Debit/Credit Card/UPI or Internet Banking through any of the payment gateway of SBI/ICICI) | |
|---|-----------------|
| Category | Application Fee |
| General | INR 1150 |
| General-EWS/OBC(NCL)* | INR 600 |
| SC/ST/PwD/Third Gender | INR 325 |
| Note: <ul style="list-style-type: none">• An applicant can apply for payment through net-banking/debit/credit card/UPI.• Service charges of the concerned Bank/ Payment Gateway Integrator, as applicable.• Applicants are advised to read Payment instructions carefully before paying the application fee. | |

| Name of the Examination | JOINT CSIR-UGC NET December, 2024 |
|---|--|
| Correction in the Particulars of Application Form online only | 01 January 2025 to 02 January, 2025 |
| City Intimation Slip | To be announced later through website. |
| Downloading of Admit Card by the Candidate from NTA Website | To be announced later through website. |
| Mode of Examination | Computer Based Test (CBT) |
| Pattern of Examination | Objective Type with MCQ |
| Duration of Examination | 180 minutes (03 hours) |
| Date(s) of Examination Schedule | 16 February, 2025 to 28 February, 2025 |
| Timing of Examination | Will be announced on NTA website |
| Centre, Date and Shift of Joint CSIR-UGC NET Examination | As mentioned on the Admit Card |
| Display of Recorded Responses and Answer Keys | Will be announced later on website |
| Declaration of Result on NTA Website | Will be announced later on website |
| Website | https://csirnet.nta.ac.in / www.nta.ac.in |

**OBC (Other Backward Classes)-NCL (Non-Creamy Layer) as per the central list of Other Backward Classes available on the website of National Commission for Backward Classes. The candidates falling in this list may mention OBC in the Category Column.*

State list OBC Candidates who are not in OBC-NCL (Central List) may choose General (EWS) in case they fulfill the prescribed requirement in this regard.

1. Candidates can apply for Joint CSIR-UGC NET December 2024 through “Online” mode only.
2. Candidate must carefully read the Instructions (including how to fill up Application Form online) given in the Information Bulletin available on the NTA Website. Candidates not complying with the Instructions shall be summarily disqualified.
3. Submission of Online Application Form may be done by accessing NTA website <https://csirnet.nta.ac.in> . Application Form in any other mode will not be accepted.
4. **Only one application is to be submitted by a candidate.**
5. Candidates must ensure that E-mail Address and Mobile Number provided in the **Online Application Form are their own** as all information/ communication will be sent by NTA through e-mail on the **registered e-mail address or SMS on registered Mobile Number only**.
6. Instructions for filling Online Application Form:
 - ❖ Download Information Bulletin and read the same carefully regarding eligibility and procedure / documentation required for filling the Online Application Form.
 - ❖ **Follow the steps given below to Apply Online:**
 - Step-1:** Register for Online Form submission using unique Email ID and Mobile No.
 - Step-2:** Fill in the Online Application Form and note down the system generated Application No. Upload legible scanned images of: (i) a recent photograph (in jpg file, size 10Kb – 200Kb) either in colour or black & white with 80% face (without mask) visible including ears against white background; (ii) candidate’s signature (in jpg file size: 4kb - 30kb) (iii) Duly verified Result Awaited Attestation Form (in PDF format file size: 50KB to 500KB), (iv) Category Certificate, if applicable (SC/ ST/ OBC/ EWS etc.) (in PDF format file size: 50KB to 300KB) & (v) PwD Certificate, if applicable (in PDF format file size: 50KB to 300KB).
 - Step-3:** Pay prescribed fee **through Net Banking / Debit Card / Credit Card and UPI**, keep proof of fee paid for future reference.
 - ❖ Download, save and print copies of Confirmation Page after successful remittance of fee and keep copies safely for future reference.
 - ❖ PwD candidates are exempted from payment of fee.
- All the 3 Steps can be done together or at separate sittings.**
7. After the submission of Online Application Form (i.e., successful completion of all the Steps), Confirmation Page of the Application Form, should be downloaded and a printout of the same may be retained for future reference. The Confirmation Page of the online Application Form will be generated **only after successful payment by the Candidate**.

In case the Confirmation Page is not generated after payment of the prescribed Fee, the candidate should approach the concerned Bank/ Payment Gateway integrator (at the helpline number and email given in **Annexure-I** of the Information Bulletin), for ensuring the successful payment.

In spite of the above, if successful transaction is not reflected on the Portal, it means transaction is not complete and candidate may pay second time and ensure OK status. However, any duplicate payment received from the candidate by NTA in course of said transactions will be refunded (in the same payment mode through which the duplicate payment is received), after fee reconciliation by NTA.

8. **Information such as his/ her name, contact details / address, category, PwD status, educational qualification details, date of birth, choice of exam cities, etc. provided by the candidate in the online Application Form will be treated as final.** Any request for change in such particulars after the closure of correction period will not be considered by NTA.
9. ***NTA does not edit/modify/alter any information entered by the candidate under any circumstances. Any request for change in information will not be entertained. Therefore, candidates are advised to exercise utmost caution for filling up correct details in the Application Form. Request for corrections made by any candidates through Post/Fax/WhatsApp/Email/by hand will not be entertained by NTA.***
10. *Candidates must ensure that their email address and mobile number registered on their online Application Form are their own, as relevant/ important information/ communication will be sent by NTA through e-mail on the registered e-mail address and/or through SMS on registered mobile number only. NTA shall not be responsible for any non-communication/ mis-communication with a candidate in the email address or mobile number given by him/ her other than his/ her own.*
11. *NTA disclaims any liability that may arise to a candidate(s) due to incorrect information provided by him/her in his/her online Application Form.*
12. Candidates are advised to visit the NTA Website and check their e-mails regularly for latest updates.
13. Role of NTA is confined to registration of candidates and conduct of exam. Further, finalization of answer keys after inviting challenges, processing and declaration of results and preparation of the list of qualified candidates is being done by NTA in collaboration with CSIR. NTA has no role to play in the award of fellowships or other downstream processes.

Notes:

- i. The final submission of Online Application Form will remain incomplete if Step-3 is not complete. Such forms will stand rejected and no correspondence on this account will be entertained.
- ii. No request for refund of fee once remitted by the candidate will be entertained by NTA under any circumstances.
- iii. The entire application process for **Joint CSIR-UGC NET December, 2024** is online, including uploading of scanned images, payment of fees, and printing of Confirmation Page, Admit Card, etc.
- iv. Usage of Data and Information: NTA/Government of India can use the data provided by the End Users (test taker in this case) for internal purpose(s), including training, research and development, analysis, and other permissible purpose(s). **This data can be shared by the UGC/NTA with Higher Educational Institutions (HEIs) for admission to Ph.D. programmes and with Public Sector Undertakings (PSUs) & other organizations for their recruitment processes.**

Candidates are advised to carry only the following with them into the examination venue:

- i. Admit card along with Self Declaration (Undertaking) downloaded from the NTA Website (a clear printout on A4 size paper) duly filled in
- ii. A simple transparent Ball Point Pen
- iii. Additional photograph (same as uploaded on the Online Application Form) to be pasted on the attendance sheet in examination Room/ Hall.
- iv. Any one of the authorized photo IDs (must be original, valid, and non-expired) – College Identity Card with photograph/ PAN card/ Driving License/ Voter ID/ Passport/ Aadhaar Card (With photograph)/E-Aadhaar with photograph/ Ration Card with photograph/ Bank Passbook with Photograph
- v. PwBD certificate issued by the authorized medical officer, if claiming the relaxation under PwBD category
- vi. Personal transparent water bottle
- vii. Sugar tablets/fruits (like banana/apple/orange) in case the candidate is diabetic.

Notes:

1. In case it is found at any time in future that the Candidate has used / uploaded the photograph and signature of someone else in his/ her Application Form / Admit Card or he/she has tampered his/her Admit Card / result, these acts of the candidate shall be treated as Unfair Means (UFM) Practices on his/her part and he/she shall be proceeded with action as contemplated under the provisions of Unfair Means Practices covered in this Information Bulletin.
2. Candidates are NOT allowed to carry Instruments, Geometry or Pencil box, Handbag, Purse, any kind of Paper/ Stationery/ Textual material (printed or written material), Eatables (loose or packed), Mobile Phone/ Earphone/ Microphone/ Pager, Calculator, DocuPen, Slide Rules, Log Tables, Camera, Tape Recorder, Electronic Watches with facilities of calculator, any metallic item or electronic gadgets/ devices in the Examination Hall/Room. Smoking, chewing gutka, spitting etc. in the Examination Room/Hall is strictly prohibited.
3. Possession by a candidate of any of the above-mentioned items will be treated as an act of Unfair Means and may lead to cancellation of his/her candidature in the Examination & may also involve debarring the candidate for future Examination(s) conducted by NTA.

1.1. About National Testing Agency (NTA)

The Ministry of Education (MoE), Government of India (GOI) has established the National Testing Agency (NTA) as an independent, autonomous, and self-sustained premier testing organization under the Societies Registration Act (1860) for conducting efficient, transparent and international standard tests in order to assess the competency of candidates for admissions to premier higher education institutions.

The National Testing Agency (NTA) has been entrusted by the CSIR, with the task of conducting of Joint CSIR-UGC NET December 2024 which is a test to determine the eligibility of Indian nationals for 'award of Junior Research Fellowship and appointment as Assistant Professor', 'appointment as Assistant Professor and admission to Ph.D.' and 'admission to Ph.D. only' in Indian universities and colleges.

1.2. About Joint CSIR-UGC Fellowship

CSIR and UGC provide Research Fellowships for research under expert guidance of faculty members/scientists working in University Departments/ National Laboratories and Institutions in various fields of Science and interdisciplinary areas of research. Joint CSIR-UGC NET Fellowships are tenable in Universities/IITs/Post Graduate Colleges/Govt. Research Establishments including those of the CSIR, Research & Development establishments of recognized public or private sector industrial firms and other recognized institutions. Only bonafide Indian Citizens are eligible for the test. Joint CSIR-UGC NET Fellowships are tenable in India.

Joint CSIR-UGC NET is a test to determine the eligibility of Indian nationals for 'award of Junior Research Fellowship and appointment as Assistant Professor', 'appointment as Assistant Professor and admission to Ph.D.' and 'admission to Ph.D. only' in Indian universities and colleges and R&D Establishment.

Syllabus for enlisted subjects (Annexure-II) are available at www.csirhrdg.res.in

The validity of qualifying certificate of Assistant Professor is forever.

The award of Joint CSIR-UGC NET Fellowship is for a fixed tenure and does not imply any assurance or guarantee for subsequent employment by CSIR-UGC NET to the beneficiary.

- The candidates qualifying under the 'appointment as Assistant Professor and admission to Ph.D.' category will be eligible for appointment as Assistant Professor and admission to Ph.D. but not for the award of JRF.
- The candidates qualifying under the 'admission to Ph.D. only' category will be eligible for admission to Ph.D. only but not for the award of JRF and/or appointment as Assistant Professor.
- The eligibility will be determined in the following manner:

| Qualified for | Eligible for | | |
|--|--------------|---------------------|-----------------|
| | JRF | Assistant Professor | Ph.D. admission |
| Category-1 Award of JRF and appointment as Assistant Professor | Yes | Yes | Yes |
| Category-2 Appointment as Assistant Professor and admission to Ph.D. | No | Yes | Yes |
| Category-3 Admission to Ph.D. only | No | No | Yes |

- The JRF-qualified candidates are admitted into the Ph.D. programme based on an interview as per the UGC (Minimum Standards and Procedures for Award of Ph.D. Degree) Regulations, 2022.
- Joint CSIR-UGC NET under category-2 and category-3 can be used as an entrance test for Ph.D. admission in place of entrance tests conducted by the different universities/HEIs for admission to Ph.D.
- For candidates qualified under the category-2 and category-3, the marks obtained in the NET will have 70% weightage and 30% weightage will be based on the performance in the interview/viva voce conducted by the University/HEI concerned. The Ph.D. admission will be based on the combined merit of NET marks and the marks obtained in the interview/viva voce.
- For admission to Ph.D., the marks obtained in the NET by the candidates in category-2 and category-3 will be valid for a period of one year from the date of declaration of the result of Joint CSIR-UGC NET.
- **The result of NET will be declared in percentile along with the marks/normalized marks (in case of multiple shifts) obtained by a candidate to utilize the marks for admission to Ph.D. In case the test for a subject(s) is conducted in two or multiple shifts, the marks will be normalized by using the Equi-percentile method, and the result will be declared in percentile along with normalised marks.**
- The number of candidates who will be qualified for JRF-NET, Assistant Professor and 'admission to the Ph.D. only' will be decided by the results committee.

1.3. About Junior Research Fellow11.3 about J1.3 Junior Research Fellowship Stipend

The stipend of a JRF selected through CSIR- National Eligibility Test (NET) will be Rs. 37,000/- per month for the first two years. In addition, annual contingent grant of Rs. 20,000/- is reimbursed directly to the fellow. The Fellowship will be governed by terms and conditions of CSIR, UGC or Research Scheme, as applicable.

On Completion of two years as JRF and if the Fellow is registered for Ph.D., the Fellowship will be upgraded to SRF (NET) and the stipend will be increased to Rs. 42,000/- per month for the 3rd and subsequent years, on the basis of assessment of Fellows' research progress/ achievements through interview by an Expert Committee consisting of the Guide, Head of the Department and External Member from outside the University/ Institution who is an expert in the relevant field, not below the rank of Professor/ Associate Professor. As far as possible, the External Member should be the chairman of three members Committee. Where the guide happens to be the Head of the Department, the Dean, Faculty of Science or any senior member of the Department may be associated as the third member of the Committee. In the event of the Committee not recommending up-gradation or the fellow has not registered for Ph.D., the candidate will continue as JRF with a stipend of Rs. 37,000/- per month for the 3rd year or his/her fellowship may be terminated depending upon the recommendation of the Committee and the decision of CSIR in this regard shall be final. The progress of research work of JRF will be assessed by duly constituted three member assessment committee again at the end of 3rd year for such up-gradation.

The number of fellowship for each subject is limited.

1.4. Joint CSIR-UGC NET Examination December, 2024

National Fellowships/Schemes (NFOBC, NFSC and NFPwD)

Candidates aspiring for the NFOBC, NFSC or NFPwD shall also have to apply for Joint CSIR UGC NET December, 2024. However, the result of NFOBC, NFSC and NFPwD will be compiled/declared by the respective nodal agency on their websites. Candidates must provide correct information in online application form (wherever asked for) to be eligible for these fellowships. These fellowships/schemes are governed by the guidelines available on official websites of implementing agencies/ministries.

1.5. The data of UGC-NET candidates can be shared by the UGC/NTA with Higher Educational Institutions (HEIs) for admission to Ph.D. programmes and with Public Sector Undertakings (PSUs) & other organizations for their recruitment processes.

CHAPTER – 2: ELIGIBILITY CRITERIA

2.1 Joint CSIR- UGC NET December 2024 Eligibility Criteria

2.1.1.

- a) General/ Unreserved/ General-EWS candidates who have secured at least 55% marks (without rounding off) in Master's Degree or equivalent examination from recognized universities/ institutions are eligible for this Test. The Other Backward Classes (OBC) belonging to Non-Creamy Layer/Scheduled Caste (SC)/ Scheduled Tribe (ST)/ Persons with Disability (PwD)/ Third gender category candidates who have secured at least 50% marks (without rounding off) in Master's degree or equivalent examination are eligible for this Test.
- b) Candidates who are pursuing their Master's degree or equivalent course or candidates who have appeared for their qualifying Master's degree (final year) examination and whose result is still awaited or candidates whose qualifying examinations have been delayed may also apply for this test. However, such candidates will be admitted provisionally and shall be considered eligible for NET, only after they have passed their Master's Degree or equivalent examination with at least 55% marks (50% marks in case of OBC-NCL/ SC/ ST/ PwD/ Third gender category candidates). Such candidates must complete their Master's degree or equivalent examination within two years from the date of NET result with required percentage of marks, failing which they shall be treated as disqualified.

However, those candidates who qualify for 'Admission to Ph.D. Only' must complete their Master's degree or equivalent examination within one year from the date of NET result with required percentage of marks, failing which they shall be treated as disqualified.

- c) Candidates belonging to the Third gender category are eligible to draw the same relaxation in fee, age and Eligibility Criteria for NET as are available to SC/ST/PwD categories. The subject-wise qualifying cut-offs for this category would be the lowest among those for SC/ ST/ PwD/ OBC–NCL/ General-EWS categories in the corresponding subject.
- d) The Ph.D. degree holders whose Master's level examination have been completed by 19 September 1991 (irrespective of date of declaration of result) shall be eligible for a relaxation of 5% in aggregate marks (i.e. from 55% to 50%) for appearing in NET.
- e) Candidates are neither required to send any certificates/documents in support of their eligibility nor printout of their Application Form or Confirmation Page to NTA. However, the candidates, in their own interest, must ensure themselves about their eligibility for the test. In the event of any ineligibility being detected by the CSIR/UGC/NTA at any stage, their candidature will be cancelled, and they shall be liable for legal action. NTA does not verify the information provided by the candidates during online registration and hence candidature will be purely provisional subject to the fulfillment of eligibility criteria.
- f) Candidates with post-graduate diploma/ certificate awarded by Indian University/ Institute or foreign degree/ diploma/ certificate awarded by the foreign University/ institute should in their own interest, ascertain the equivalence of their diploma/degree/ certificate with Master's degree of recognized Indian universities from Association of Indian Universities (AIU), New Delhi (www.aiu.ac.in).

- g) The candidates having passed a 4-year/8-semester bachelor's degree programme should have a minimum of 75% marks in aggregate or its equivalent grade on a point scale wherever the grading system is followed. A relaxation of 5% marks or its equivalent grade may be allowed for those belonging to SC/ ST/ OBC (non-creamy layer)/ Differently-Abled, Economically Weaker Section (EWS) and other categories of candidates as per the decision of the Commission from time to time (refer to University Grants Commission (Minimum Standards and Procedures for Award of Ph.D. Degree) Regulations, 2022 https://www.ugc.gov.in/pdfnews/0909572_Minimum-Standards-and-Procedure-for-Award-of-PhD-Degree.pdf)

The candidates qualifying in the NET, based on a four-year undergraduate degree, will be eligible for the award of the Junior Research Fellowship (JRF) and for admission to the Ph.D. The candidates qualifying in the NET, based on a four-year undergraduate degree, will not be eligible for appointment as Assistant Professor.

- h) The candidates who are pursuing Four Year/8 Semester Bachelor's Degree Programme and are in their last semester/year may also apply for the test. However, such candidates will be admitted provisionally and shall be considered eligible for the award of JRF/admission to Ph.D. only after fulfilling the requirements contained in the University Grants Commission (Minimum Standards and Procedures for Award of Ph.D. Degree) Regulations, 2022 within two years (if qualified for award of JRF)/within one year (if qualified for admission to Ph.D. only) from the date of declaration of the NET result, failing which they shall be treated as disqualified.
- i) The candidates with a Four-Year Bachelor's Degree Programme are allowed to appear in a subject (the List of Subjects and their Codes for Joint CSIR-UGC NET December 2024 are given at (**Annexure-II**) in which they want to pursue a Ph.D. irrespective of the discipline in which they have obtained the four-year bachelor's degree.

2.1.2 Upper Age limit:

- a) **JRF:** Not more than 30 years as on the 1st day of the month in which the examination is concluded i.e. February, 2025. A relaxation of upto 5 years is provided to the candidates belonging to OBC-NCL (as per the Central list of OBC available on website: www.ncbc.nic.in) /SC/ST/PwD/Third gender categories and to women applicants.

Relaxation will also be provided to the candidates with research experience, limited to the period spent on research in the relevant / related subject of post-graduation degree, subject to a maximum of 5 years, on production of a certificate from appropriate authority, which should be a recognized Indian university / Institute of National Importance / foreign university which is duly approved / recognized / accredited in its own Country / Public Sector Undertaking of Government of India / State Government in India. The research should not have been carried out towards completion of graduation or post-graduation degree(s). A relaxation of upto 5 years is provided to the candidates who have served in the armed forces subject to the length of service in the armed forces upto the first day of the month in which the concerned Joint CSIR-UGC-NET is, conducted, i.e., December, 2024 Total age relaxation on the above ground(s) shall not exceed five years under any circumstances.

- b) **Assistant Professor:** There is no upper age limit in applying for Joint CSIR UGC-NET for Assistant Professor.
- c) **Admission to PhD:** There is no upper age limit in applying for Joint CSIR-UGC-NET for Admission to PhD.

2.1.3 Declaration

In the event of any ineligibility being detected by CSIR / UGC / NTA at any stage, their candidature will be cancelled and they shall be liable for legal action. NTA does not verify the information provided by the candidates during online registration and hence candidature will be purely provisional subject to the fulfillment of eligibility criteria.

CHAPTER – 3: Details of Examinations

3.1 Mode of Examinations

The Examinations will be conducted in Computer Based Test (CBT) mode.

3.2 Pattern of Question Papers

The Test will consist of three parts. All the parts will consist of objective type, multiple choice questions. There will be no break between papers. The subject-wise scheme of examination is as per details below:

| CHEMICAL SCIENCES (701) | PART A | PART B | PART C | TOTAL |
|---|---------------|---------------|---------------|--------------|
| Total questions | 20 | 40 | 60 | 120 |
| Max No of Questions to attempt | 15 | 35 | 25 | 75 |
| Marks for each correct answer | 2 | 2 | 4 | 200 |
| Marks for each incorrect answer (Negative marking for part A, B & C is @ 25%) | 0.5 | 0.5 | 1 | - |
| EARTH, ATMOSPHERIC, OCEAN AND PLANETARY SCIENCES (702) | PART A | PART B | PART C | TOTAL |
| Total questions | 20 | 50 | 80 | 150 |
| Max No of Questions to attempt | 15 | 35 | 25 | 75 |
| Marks for each correct answer | 2 | 2 | 4 | 200 |
| Marks for each incorrect answer (Negative marking for part A & B is @ 25% and part C is @ 33%) | 0.5 | 0.5 | 1.32 | - |
| LIFE SCIENCES (703) | PART A | PART B | PART C | TOTAL |
| Total questions | 20 | 50 | 75 | 145 |
| Max No of Questions to attempt | 15 | 35 | 25 | 75 |
| Marks for each correct answer | 2 | 2 | 4 | 200 |
| Marks for each incorrect answer (Negative marking for part A, B & C is @ 25%) | 0.5 | 0.5 | 1 | - |
| MATHEMATICAL SCIENCES (704) | PART A | PART B | PART C | TOTAL |
| Total questions | 20 | 40 | 60 | 120 |
| Max No of Questions to attempt | 15 | 25 | 20 | 60 |
| Marks for each correct answer | 2 | 3 | 4.75 | 200 |
| Marks for each incorrect answer (Negative marking in Part A & B is @ 25%; no negative marking in Part C) | 0.5 | 0.75 | 0 | - |
| PHYSICAL SCIENCES (705) | PART A | PART B | PART C | TOTAL |
| Total questions | 20 | 25 | 30 | 75 |
| Max No of Questions to attempt | 15 | 20 | 20 | 55 |
| Marks for each correct answer | 2 | 3.5 | 5 | 200 |
| Marks for each incorrect answer (Negative marking for part A, B & C is @ 25%) | 0.5 | 0.875 | 1.25 | - |

Chemical Sciences: The candidate is required to answer a maximum of 15, 35 and 25 questions from Part-A, Part-B and Part-C respectively. **If more than required number of questions are answered, only first 15, 35 and 25 questions in Part A, Part B and Part C respectively will be taken up for evaluation.** Below each question in Part A, Part B and Part C, four alternatives or responses are given. Only one of these alternatives is the "correct" option to the question. The candidate has to find, for each question, the correct or the best answer.

Earth Sciences: The candidate is required to answer a maximum of 15, 35 and 25 questions from Part-A, Part-B and Part-C respectively. **If more than required number of questions are answered, only first 15, 35 and 25 questions in Part A, Part B and Part C respectively will be taken up for evaluation.** Below each question in Part A, Part B and Part C, four alternatives or responses are given. Only one of these alternatives is the "correct" option to the question. The candidate has to find, for each question, the correct or the best answer.

Life Sciences: The candidate is required to answer a maximum of 15, 35 and 25 questions from Part-A, Part-B and Part-C respectively. **If more than required number of questions are answered, only first 15, 35 and 25 questions in Part A, Part B and Part C respectively will be taken up for evaluation.** Below each question in Part A, Part B and Part C, four alternatives or responses are given. Only one of these alternatives is the "correct" option to the question. The candidate has to find, for each question, the correct or the best answer.

Mathematical Sciences: The candidate is required to answer a maximum of 15, 25 and 20 questions from Part-A, Part-B and Part-C respectively. **If more than required number of questions are answered, only first 15, 25 and 20 questions in Part A, Part B and Part C respectively will be taken up for evaluation.** Below each question in Part A, Part B, four alternatives or responses are given. Only one of these alternatives is the "correct" option to the question. **The candidate has to find, for each question, the correct or the best answer. In Part C each question may have "ONE" or "MORE" correct options. Credit in a question shall be given only on identification of "ALL" the correct options in Part C.**

Physical Sciences: The candidate is required to answer a maximum of 15, 20 and 20 questions from Part-A, Part-B and Part-C respectively. **If more than required number of questions are answered, only first 15, 20 and 20 questions in Part A, Part B and**

Part C respectively will be taken up for evaluation. Below each question in Part A, Part B and Part C, four alternatives or responses are given. Only one of these alternatives is the "correct" option to the question. The candidate has to find, for each question, the correct or the best answer.

Part 'A' shall be common to all subjects. This part shall contain questions pertaining to General Aptitude with emphasis on logical reasoning, graphical analysis, analytical and numerical ability, quantitative comparison, series formation, puzzles etc.

Part 'B' shall contain subject-related conventional Multiple-Choice questions (MCQs), generally covering the topics given in the syllabus.

Part 'C' shall contain higher order questions that may test the candidate's knowledge of scientific concepts and/or application of the scientific concepts. The questions shall be of analytical nature where a candidate is expected to apply scientific knowledge to arrive at the solution to the given scientific problem.

3.3 Medium of Examination

The Paper will be in bilingual i.e. Hindi and English. Candidates are required to answer in the medium as per option exercised in the Application Form. In case of any ambiguity between Hindi and English version due to translation, English version would be treated as final.

3.4 Marking Scheme of Examinations

Please refer to point no. 3.2.

3.5 Subjects of the Test

The Test will be held in the subjects mentioned below:

| Subject Code | Subjects of the Test |
|---------------------|--|
| 701 | Chemical Sciences |
| 702 | Earth, Atmospheric, Ocean and Planetary Sciences |
| 703 | Life Sciences |
| 704 | Mathematical Sciences |
| 705 | Physical Sciences |

3.6 Syllabus of the Test

Syllabus & Scheme of Examination of the MCQ Paper may be seen at CSIR HRDG website: www.csirhrdg.res.in .

CHAPTER – 4: FACILITY FOR PWD CANDIDATES

4.1 Provisions relating to Persons with Disability (PwD):

- ❖ As per Section 2(t) of the RPwD Act, “**Persons with Disability (PwD)**” means a person with long-term physical, mental, intellectual, or sensory impairment which, in interaction with barriers, hinders his full and effective participation in society equally with others.
- ❖ According to Section 2(r) of the RPwD Act, 2016, “**persons with benchmark disabilities**” means **a person with not less than forty percent (40%) of a specified disability** where specified disability has not been defined in measurable terms and includes a person with disability where specified disability has been defined in measurable terms, as certified by the certifying authority.
- ❖ The “**specified disabilities**”, which are included in the Schedule of the RPwD Act, are as follows:

| S. No. | Category | Type of Disability | Specified Disability |
|--------|-----------------------------|------------------------------------|---|
| 1. | Physical Disability | Locomotor Disability | a. Leprosy cured person, b. cerebral palsy, and c. dwarfism, d. muscular dystrophy, e. acid attack victims. |
| | | Visual Impairment | a. blindness, b. low vision |
| | | Hearing Impairment | a. deaf, b. hard of hearing |
| | | Speech & Language Disability | Permanent disability arising out of conditions such as laryngectomy or aphasia affecting one or more components of speech and language due to organic or neurological causes. |
| 2. | Intellectual Disability | | a. specific learning disabilities/perceptual disabilities: Dyslexia, Dysgraphia, Dyscalculia, Dyspraxia & Developmental Aphasia) b. autism spectrum disorder |
| 3. | Mental Behaviour Disability | | a. mental illness |
| 4. | Disability caused due to | i. Chronic Neurological Conditions | a. multiple sclerosis b. Parkinson's disease |
| | | ii. Blood disorder | a. Haemophilia, b. Thalassemia, c. Sickle cell disease |
| 5. | Multiple Disabilities | | More than one of the above specified disabilities including deaf blindness |

4.1.1 Facilities for PwD Candidates to Appear in the Exam:

As per the guidelines issued by the Department of Empowerment of Persons with Disabilities (Divyangjan) under Ministry of Social Justice & Empowerment issued from time to time on the subject: "Written Examination for Persons with Benchmark Disabilities", A candidate with one of the benchmark disabilities [as defined in Section 2(r) of RPwD Act, 2016], holding a Disability Certificate in the format prescribed in **Annexure-IV**, is entitled to the following facilities:

- ❖ Scribe shall be given, if so desired by a person with benchmark disabilities in the category of blindness, locomotor disability (Both Arms affected-BA) and cerebral palsy.
- ❖ The facility of Scribe, in case he/she has a physical limitation and a scribe is essential to write the examination on his/her behalf, being so certified in the aforesaid format by a CMO/Civil Surgeon/ Medical Superintendent of a Government Health Care Institution, will be provided.
- ❖ Compensatory time of not less than 20 minutes per hour of examination will be provided. If the examination is of 03 hours duration, the compensatory time shall be 01 hour. In case the duration of the examination is less or more than 03 hours, the compensatory time shall be on pro rata basis.
- ❖ The compensatory time will be given to a candidate with benchmark disabilities, whether such candidate uses the facility of Scribe or not. Services of a Scribe As per the office memorandum of the Ministry of Social Justice and Empowerment (Reference: F. No. 34-02/2015-DD-III dated August 29, 2018), the PwD candidates who are visually impaired OR dyslexic (severe) OR have a disability in the upper limbs OR have lost fingers/hands thereby preventing them from properly operating the Computer Based Test platform may avail the services of a scribe (amanuensis).
- ❖ The scribe will help the Candidate in reading the questions and/or keying in the answers as per the directions of the Candidate.
- ❖ A scribe will NEITHER explain the questions NOR suggest any solutions. PwBD candidates who desire to avail the services of a scribe need to opt for this during the online registration.
- ❖ A copy of the PwBD certificate must be uploaded at the time of online registration. The formats for the PwBD certificate are given in **Annexure-IV**.
- ❖ **It is to be noted that the Scribe will be provided by the National Testing Agency. However, the candidate is also permitted to bring his/her own scribe (Annexure-V), if he/she so chooses.**
- ❖ If it is found at any stage that a candidate has availed the services of a scribe and/or availed the compensatory time, but does not possess the extent of disability that warrants the use of a scribe and/or grant of compensatory time, the candidate will be

excluded from the process of evaluation, ranking, counseling, and admission. In case such a candidate has already been admitted to any Institution, the admission of the candidate will be cancelled. Candidates are advised to go through the Public Notice No. NTA/Exam/PwD/Scribe/2022 dated 11.09.2022 on the NTA website www.nta.ac.in in this regard.

4.1.2 Facilities for PwD candidates who have less than 40% disability and have a limitation in writing and a scribe is essential to write the exam on his/her behalf:

- ❖ A PwD candidate with less than 40% disability and has a limitation in writing and a scribe is essential to write the exam on his/her behalf, being so certified in the prescribed format (**Annexure-VI**) by a CMO/Civil Surgeon/ Medical Superintendent of a Govt. Health Care Institution will be provided a scribe by NTA. He is required to state his requirements in his application form. He/she is also permitted **to bring his/her own Scribe** along with an undertaking in the format given at **Annexure-VII**.

The Candidate cannot change the category or sub-category (PwD status) after the submission of the Online Application Form, and in any case, no change will be entertained by NTA after the declaration of NTA scores. Therefore, the candidates are advised to fill the category / sub-category column very carefully.

CHAPTER – 5: Registration and Application Process

5.1. Ready Reckoner:

Before beginning the process of filling the Online Application Form, read Information Bulletin carefully, keep ready required documents and follow the following instructions:

- ❖ Copy of Board/ University Certificate for Candidate's Name, Mother's Name, Father's Name and Date of Birth
- ❖ Type of Identification – Bank A/c passbook with photograph/ Passport Number/ Ration Card/ Aadhaar Card Number/ Voter ID Card Number/ Other Govt ID
- ❖ Qualifying Degree Certificate or last semester marks sheet
- ❖ Your Mailing Address as well as Permanent Address with Pin Code
- ❖ **Four cities** for Centres of your choice
- ❖ Code of Joint CSIR-UGC NET Subject
- ❖ Category Certificate, if applicable
- ❖ Result Awaited Certificate, if applicable
- ❖ Economically Weaker Section (EWS) Certificate, if applicable
- ❖ Person with Disability (PwD) Certificate, if applicable
- ❖ e-mail address and Mobile Number of candidate
- ❖ Scanned images in **JPG format only**

| | |
|--|---|
| Candidate's Photograph | File size must be between 10 kb to 200 kb. |
| Candidate's Signature in running hand | File size must be between 04 kb to 30 kb. |

5.2. Instructions for filling Online Application Form

- 5.2.1. Candidates have to apply "Online" only for JOINT CSIR- UGC NET December 2024 by accessing the website: <https://csirnet.nta.ac.in/>. (The Application other than online mode would not be accepted in any case).
- 5.2.2. If a candidate submits more than one Application Form for the same course, all his/her Application Forms shall summarily be rejected.
- 5.2.3. Replica of Application Form is given at **Annexure-XIII**.
- 5.2.4. Information Bulletin and Replica of Application Form given therein may be downloaded and read carefully by the candidate to be sure about his/her eligibility and acquaint with requirements for submission of Online Application Form.
- 5.2.5. Whether they fulfil the eligibility conditions for the Exam as prescribed.
- 5.2.6. In order to avoid correction in the particulars at a later stage, the candidate should *exercise utmost caution while filling up the details in the Application Form*.
- 5.2.7. Following Steps may be followed to Apply Online:

Step-1: Register for Online Form submission using your own Email ID and Mobile No. and note down system generated Application Number.

Step-2: Complete the Online Application Form and note down the system generated Application Number. Upload scanned images of (i) Candidate's Photograph (in JPG file size: 10 kb - 200 kb), (ii) Candidate's Signature (in JPG file size: 4kb - 30kb), (iii) Duly verified Result Awaited Attestation Form (in PDF file size: 50kb - 500kb), (iv) Category Certificate, if applicable (SC/ ST/ OBC/ EWS etc.) (in PDF file size: 50kb - 300kb) & (v) PwD Certificate, if applicable (in PDF file size: 50kb - 300kb).

Step-3: Pay prescribed fee **through Net Banking / Debit Card / Credit Card / UPI** and keep proof of fee paid for future reference.

All the 3 Steps can be completed at one go or each step completed at a time, saved, and the next completed later.

After the submission of Online Application Form (i.e. successful completion of Step-3), Confirmation Page of the Application Form, should be downloaded and a printout of the same may be retained for future reference. The Confirmation Page of the online Application Form could be generated **only after successful payment by the Candidate.**

In case the Confirmation Page is not generated after payment of Prescribed Fee, then the candidate should approach the concerned Bank/Payment Gateway Integrator (in the helpline number and email given in **Annexure-I** of the Information Bulletin), for ensuring the successful payment.

In spite of above, if successful transaction is not reflected on the Portal, it means transaction is not complete and candidate may pay second time and ensure OK status. However, any duplicate payment received from the candidate by NTA in course of said transactions will be refunded (in the same payment mode through which the duplicate payment is received), after fee reconciliation by NTA.

However, any duplicate payment received from the candidate by NTA in course of said transactions will be refunded (in the same payment mode through which the duplicate payment is received), after fee reconciliation by NTA.

Notes:

- i. The final submission of Online Application Form will remain incomplete if Step - 2 and Step-3 are not completed, such Application Forms will stand rejected and no correspondence on this account will be entertained.
- ii. No request for refund of fee once remitted by the candidate will be entertained.
- iii. The entire application process of **JOINT CSIR- UGC NET December 2024** is online, including uploading of scanned images, Payment of Fees and Printing of Confirmation page. Therefore, candidates are not required to send/submit any document(s) including Confirmation page to NTA through Post/Fax/By Hand/E-mail.
- iv. Candidates are advised to keep visiting the NTA's website regularly for latest updates and to check their e-mails.
- v. The NTA can make use of the data generated for the purpose of research and analysis.
- vi. All the candidates who have submitted the online Application and paid the Examination fee till last date will be allowed to appear in **JOINT CSIR- UGC NET December 2024** and their admit card will be uploaded on the website.
- vii. NTA does not verify the information filled by the candidates in the Application Form or any certificate of Category/Educational Qualification for deciding the eligibility of candidates.
- viii. The certificates of educational qualification and category (if applied under reserved category) will be verified by the concerned institution. The candidates are, therefore, advised to ensure their eligibility and the category (if applying under reserved category).
- ix. NTA will, in no way, be responsible for any wrong/incorrect information furnished by the candidate(s) in his/her Online Application Form. The letter/e-mails/WhatsApp Message/Public Grievance in this regard will not be entertained by the NTA.
- x. **Candidates are advised to retain their Admit & Score Cards for future reference.**

5.3. Choice of Cities for Examination Centre

- 5.3.1 List of Cities for Examination Centres for JOINT CSIR- UGC NET December 2024 are given at **Annexure-III**. **It is mandatory for candidates to select four cities of their choice while filling Online Application Form. {Annexure III}**
- 5.3.2 Effort will be made to allot a Centre of Examination to a candidate in a City of his/her Choice. However, due to logistic & administrative reasons, exam centre may be allotted to him/her in a different city of nearby area.
- 5.3.3 The City for Examination Centre once chosen and allotted cannot be changed (after the closing of the correction window) and any request in this regard will not be entertained.

5.4. Procedure for Filling Application Form

| PART I: REGISTRATION PAGE |
|--|
| <p>Fill in the basic information and note down the system generated Application No.</p> <p>(i) Candidate's Name/ Mother's Name/ Father's Name: Provide Candidate's Name, Mother's Name, and Father's Name as given in the Secondary School Examination or equivalent Board / University Certificate in capital letters. No prefix in the name of the candidate is allowed</p> <p>(ii) Date of Birth: dd/mm/yyyy Provide Candidate's date of birth as recorded in SecondarySchool Examination or equivalent Board/University Certificate.</p> <p>(iii) Mobile Number and e-mail Address: Candidates must provide own Mobile Number and e-mail address.</p> <p>Note: Only one e-mail address and one Mobile Number are valid for one application</p> |
| PART II: FILL IN THE COMPLETE APPLICATION FORM |
| <p>Fill in the complete Application</p> <ol style="list-style-type: none"><i>1. The application particulars entered can be edited before final submission of the Application Form.</i><i>2. Once finally submitted, particulars in certain specific fields may be changed only during correction window. After that no communication in this regard would be entertained.</i>3. All the steps for submission of Online Application Form, Uploading of Candidate's photograph, Candidate's signature, Documents (if applicable), Payment of fee and Printing of Confirmation Page can also be done separately.<i>4. Facility of submission of Online Application Form, uploading of photograph, signatures, payment of fee and printing of the Confirmation Page will be deactivated as per schedule for submission of Application Form. Hence, candidates are required to complete the process within the prescribed schedule.</i> |

5. *Candidates are not required to send/ submit hard copy of Confirmation page to NTA office. However, the candidates are advised to retain the hard copy of the Confirmation Page, and a proof of fee submitted for future need.*
6. *Registration will be treated as complete only if the fee has been transacted successfully, else the form will be cancelled.*
7. ***Other Backward Classes (OBC)-Non Creamy Layer is as per the central list of Other Backward Classes available on National Commission for Backward Classes (NCBC), Government of India website (www.ncbc.nic.in). Thus, the candidates falling in this list may mention OBC in the Category Column. State list OBC Candidates who are not in OBC-NCL (Central List) may choose General (EWS) in case they fulfill the prescribed requirements in this regard.***
8. ***Gender- Provide Candidate's gender as recorded in the Type of Identification viz. Bank A/c Number/ Passport Number/ Ration Card/ Other Govt. ID.***
9. ***Provide complete postal address with PIN Code (Mailing Address as well as Permanent Address) for further correspondence. PIN code of Correspondence Address should be given in the space provided for this purpose.***
10. ***Choice of Cities for Examination Centres: The candidate should select any four cities of their choice for examination of Joint CSIR-UGC NET December 2024 given at Annexure-III. Choice of cities will be limited to the State of Permanent & Present Address of the Candidate.***
11. ***Joint CSIR-UGC NET Subject: The candidate should select the CSIR-UGC NET subject to appear from the list of Joint CSIR-UGC NET December 2024 Subjects given at Annexure-II.***

Notes:

- a. The NTA shall not be responsible for any delay/loss in postal transit or for an incorrect Correspondence address given by the Applicant in the Application Form. Therefore, the candidate has to ensure that he/she mentions his/her complete correspondence address, including pin code, in his/her Online Application Form.
- b. The Candidate must ensure that e-mail address and Mobile Number provided in **the Online Application Form are their own (which cannot be changed later)** as communication maybe sent by NTA through **e-mail or SMS**.
- c. The Candidate should not give the postal address, Mobile Number or e-mail ID of Coaching Centre in the Online Application Form.
- d. ***Under no circumstances the choice of cities for Centre and NET subject filled in the Application Form shall be changed by the NTA***

PART III: Uploading of scanned images

(i) Candidate's Photograph: to be uploaded

- Photograph should not be with cap or goggles. Photograph should cover 80% face (without mask) visible including ears against white background.
- Spectacles are allowed if being used regularly.
- **Polaroid and Computer generated photos are not acceptable.**
- **Applications not complying with these instructions or with unclear photographs are liable to be rejected.**
- **Candidates may please note that if it is found that photograph uploaded is fabricated i.e. de- shaped or seems to be hand-made or computer made, the form of the candidate will be rejected and the same would be considered as using unfair means and the candidate would be dealt with accordingly.**
- Application without photograph shall be rejected. The photograph need not be attested. Candidates are advised to take 6 to 8 passport size colored photographs with white background.

Note: Passport size photograph is to be used for uploading on Online Application Form and also for pasting on Attendance Sheet at the Examination Centre.

- The candidate should scan his/her passport size photograph for uploading. Filesize must be between **10 kb to 200 kb** (in JPG Format only).

(ii) Candidate's Signature: to be uploaded

- The candidates are required to upload the full signature in running hand writing in the appropriate box given in the Online Application Form. Writing full name in the Box in Capital letters would not be accepted as signature and the Application Form would be rejected. Further, unsigned Online Application Forms will also be rejected.
- The candidate should put his full signature on white paper with Blue/Black Ink pen and scan for uploading.
- File size must be between **04 kb to 30 kb** (in JPG Format only).

(iii) Result Awaited Attestation Form: to be uploaded (if applicable)

- File size must be between **50 kb to 500 kb** (in PDF Format only).

(iv) Category Certificate: to be uploaded (if applicable)

- File size must be between **50 kb to 300 kb** (in PDF Format only).

(v) PwD Certificate: to be uploaded (if applicable)

- File size must be between **50 kb to 300 kb** (in PDF Format only).

Note: Candidate must ensure that the uploaded images are clear and proper.

PART IV: Payment of Examination Fee

Pay prescribed fee through **Net Banking / Debit Card / Credit Card / UPI** and keep proof of fee paid for future reference. Please see **Annexure–I** for details.

PART V: Check List for filling the Online Application Form

The candidates are advised to ensure the following points before submitting the Online Application Forms:

- (i) Whether they fulfill the eligibility conditions for the Test as prescribed under the heading '**Conditions of Eligibility**' and '**Age Limit**'.
- (ii) That they have selected their **category** viz General/ General-EWS/ OBC (Non-Creamy Layer)/ SC/ ST/ PwD/ Third gender and Minority option, in the relevant column correctly.
- (iii) That they have filled their **Subject and City of examination and code** in the relevant column correctly.
- (iv) That the Person with Disability (PwD) candidate has filled the relevant column in the Online Application Form. Only PwD candidates have to fill this column and the others have to leave it blank.
- (v) Whether they have kept a Printout of Application Form (Confirmation Page) for their own record.

5.5. Important Points to Note:

- 5.5.1. The Candidates should fill their complete postal address with PIN Code for further correspondence.
- 5.5.2 **The Candidate must ensure that e-mail address and Mobile Number provided in the Online Application Form is his/her own (which cannot be changed later) as communication would be sent by NTA through e-mail or SMS.**
- 5.5.3 The Candidate should not give the postal address, Mobile Number or e-mail ID of Coaching Centre in the Online Application Form. In order to appear in Joint CSIR-UGC NET December 2024, the candidates are required to apply 'online'. The Application Form other than online mode shall not be accepted. No change will be accepted through offline mode i.e. through fax/application including e-mail etc.
- 5.5.4 **Online Application Form cannot be withdrawn once it is submitted successfully.**
- 5.5.5 Application Form of candidates who do not fulfil the eligibility criteria shall be rejected.
- 5.5.6 In case a candidate is found providing incorrect information or the identity is proved to be false at any time in the future, the candidate shall face penal action as per the law.
- 5.5.7 The Candidates are not required to send/submit the confirmation page of Online Application Form to the NTA. However, he/she is advised to retain the following documents with them as reference for future correspondence:

- ❖ **Printouts of the Confirmation Page of Online Application Form.**
- ❖ **Proof of fee paid**
- ❖ **Photographs (same as uploaded on the Online Application Form) – 6 to 8 passport size photographs need to be kept aside.**

5.5.7.1. The name on the photo identification must match with the name as shown on the Admit Card. If the name has been changed due to events such as marriage & others, candidate must show the relevant document at the time of exam. The relevant documents are: Marriage Certificate / Divorce / Decree / Legal Name Change Document / Gazette Notification.

5.5.8 In case any exam is held in multiple shifts, NTA may follow the process of normalization of the two test forms as per policy (**Annexure-XIV**).

5.5.9 Provision of Reservation for candidates belonging to EWS/ OBC/ SC/ ST/ PwD will be as per GoI instructions issued from time to time.

5.5.10 The Aadhaar number is only one of the types of identification and is not mandatory. Candidates may also enter Passport number, Ration Card number, Bank Account number or any other valid Government identity number.

5.5.11 A candidate can fill only one application. Multiple application by the same candidate are liable to be rejected.

CHAPTER – 6: Admit Card, Instructions and Prohibited Materials

6.1. Admit Card for the Examinations

- 6.1.1. The Admit Card will be issued provisionally to the candidates, subject to their satisfying the eligibility conditions.
- 6.1.2. The candidate has to download the Admit Card from the NTA website and appear for the Examination at the given Centre on Date, timing and Examination as indicated in their Admit Card.
- 6.1.3. **No candidate will be allowed to appear at the Examination Centre, on Date and timing other than that allotted to them in their Admit Card.**
- 6.1.4. In case candidates are unable to download Admit Cards from the website, they may approach the Help Line between 09:30 am and 5:30 pm or write to NTA at csirnet@nta.ac.in.
- 6.1.5. **The candidates are advised to read the instructions on the Admit Card carefully and follow them during the conduct of the Examination.**
- 6.1.6. **In case of any discrepancy in the particulars of the candidate or his/her photograph and signatures shown in the Admit Card and Confirmation Page, the candidate may immediately approach the Helpline between 09:30 am and 5:30 pm. In such cases, candidates would appear in the Examination with the already downloaded Admit Card. However, NTA will take necessary action to make correction in the record later.**

Notes:

- a. Candidate may please note that Admit Cards will not be sent by post.
- b. Under no circumstance, a duplicate Admit Card for Joint CSIR-UGC NET December 2024 will be issued at the Examination Centres.
- c. Candidate must not mutilate the Admit Card or change any entry made therein.
- d. Candidates are advised to preserve their Admit Cards in good condition for future reference.
- e. No Admit Card shall be issued to the candidates whose Applications are found to be incomplete for any reasons (including indistinct/ doubtful photographs/unsigned Applications) or who do not fulfill the eligibility criteria for the examination.
- f. Issue of Admit Cards, however, shall not necessarily mean acceptance of eligibility which shall be further scrutinized at subsequent stages of admission process.

6.2. Important Instructions for Candidates

Candidates are advised to go through instruction printed on Admit Card carefully before going for the Examination and follow them strictly

- 6.2.1. The candidates are advised to read the instructions on the Admit Card carefully and follow them strictly.
- 6.2.2. Candidates MUST bring the following documents on the day of Examination at the test centre. Candidates who do not bring these will not be allowed to appear in the Examination.
 - i. Print copy of Admit Card downloaded from NTA website.
 - ii. One passport size photograph (same as uploaded on the Online Application Form) for pasting on the specific space in the attendance sheet at the Centre during the Examination.
 - iii. Any one of the authorized Govt. photo IDs (must be original, valid and non-expired), viz. School Identity Card/ PAN card/ Driving Licence/ Voter ID/ Passport/ Aadhar Card (With photograph)/ Aadhar Enrolment No/ Ration Card
 - iv. PwD certificate issued by the Competent Authority, if claiming the relaxation under PwD category.

If the name has been changed due to events such as marriage, candidate must show the relevant document at the time of exam. Marriage Certificate/ Divorce/ Decree / Legal Name Change Document.

- 6.2.3 Candidates should not be in possession of any material listed in the list of prohibited material.
- 6.2.4 Candidates are not allowed to carry any baggage inside the Examination Centre. NTA will not be responsible for any belongings stolen or lost at the premises.
- 6.2.5 The candidates shall report at the Examination Centre at the time mentioned on the Admit Card so as to avoid crowding at the Examination Centre.
- 6.2.6 Candidates must reach the test centres on or before the reporting time. Entry of the candidates into centre shall be stopped 30 mins before the start of the Examination.
- 6.2.7 Candidates may note that late entry to the Examination premises is not permitted under any circumstances. NTA shall not be responsible for any delayed arrival of the candidate in reaching the centre due to any reason. Candidates are advised to familiarize themselves with the location of test centre and plan travel time accordingly.
- 6.2.8 Biometric information of all the candidates shall be captured. Identity checks will be made upon arrival at the test centre to ensure that there are no unauthorized candidates appearing for the test. Candidates are required to cooperate with the security personnel for security checks.

- 6.2.9 The candidate must show, on demand, the Admit Card for entry in the Examination room/hall. A candidate who does not possess the valid Admit Card shall not be allowed to enter the Examination Centre.
- 6.2.10 Candidates should take their seat immediately after opening of the Examination hall on their allotted seat. If not they are likely to miss some of the general instructions to be announced in the Examination Rooms/ Halls. NTA shall not be responsible for any delay.
- 6.2.11 Any candidate found to have changed room/ hall or the seat on his/her own other than allotted would be considered as a case of unfair means and the candidature shall be cancelled and no plea would be accepted.
- 6.2.12 The candidate must sign and paste the photograph on the Attendance Sheet at the appropriate place.
- 6.2.13 The candidate should ensure that the question paper available on the computer is as per the opted Examination indicated in the Admit Card. In case, the subject of question paper is other than the opted Examination, the same may be brought to the notice of the Invigilator concerned.
- 6.2.14 All calculations/writing work are to be done only in the rough sheet provided at the centre in the Examination Room/ Hall and on completion of the test candidates must hand over the rough sheets to the invigilator on duty in the Room/ Hall.
- 6.2.15 No candidate, without the special permission of the Centre Superintendent or the Invigilator concerned, will leave his/ her seat or Examination Room/ Hall until the full duration of the paper is over. Candidates must follow the instructions strictly as instructed by the Centre Superintendent/Invigilators.
- 6.2.16 Please note that only registered candidates will be allowed at the Examination Centre. Friends or relatives accompanying the candidates shall not be allowed entry in the test centre under any circumstances and will not be allowed to contact the candidate while the Examination process is going on.
- 6.2.17 Candidate shall appear at their own cost at the Centre on Date and time as indicated on their Admit Card issued by the NTA. No TA, DA or any accommodation facility will be admissible for appearing in JOINT CSIR- UGC NET December 2024 examination.
- 6.2.18 The candidates are to be governed by the Rules and Regulations/Instruction of the NTA with regard to their conduct in the Examination Hall. All cases of unfair means will be dealt with as per rules.
- 6.2.19 Applications of candidates submitting false and fabricated information will be rejected and such candidates will be further debarred from appearing in Examinations conducted by NTA.

6.2.20 NTA reserves the right to withdraw permission, granted inadvertently if any, to any candidate who is not eligible to appear in the JOINT CSIR-UGC NET December 2024 even though the Admit Card had been issued by the NTA.

6.2.21 In case of any ambiguity in interpretation of any of the instructions/ terms/ rules/ criteria regarding determination of Eligibility/ Conduct of Examination/ Registration of Candidates/ Information contained therein, the interpretation of the CSIR/ NTA shall be final and binding.

6.3. Prohibited Materials

Candidates are not allowed to carry any textual material, Calculators, DocuPen, Slide Rules, Log Tables and Electronic Watches with facilities of calculator, printed or written material, bits of papers, mobile phone, Blue-tooth devices, pager or any other electronic gadget/ device etc.

- The candidates are prohibited to bring any kind of electronic gadgets/device in the Examination room/hall.
- If any candidate is in possession of any of the above item, his/ her candidature will be treated as unfair means and lead to cancellation of the current Examination and also debar the candidate for future Examination(s) & the material will be seized.
- Smoking, chewing gutka, spitting etc. in the Examination Room/Hall is strictly prohibited.
- Instrument / Geometry / Pencil box, Handbag, Purse or Any kind of Paper/ Stationery, Eatables / Snacks and Tea / Coffee / Cold drinks / Water (loose or packed), Mobile Phone / Ear Phone / Microphone / Pager / Calculator/ Camera / Tape Recorder, any metallic item or electronic gadgets etc. are NOT allowed in the Examination Room / Hall.

Note: Diabetic students will be allowed to carry eatables like sugar tablets / fruits (like banana / apple / orange) and transparent water bottle to the Examination hall. However, they will not be allowed to carry packed foods like chocolate / candy / sandwich etc.

CHAPTER – 7: Unfair Means Practices

7.1. Unfair Means Practices and Breach of Examination Rules

7.1.1. Definition: Unfair Means practice is an activity that allows a candidate to gain an unfair advantage over other candidates. It includes, but is not limited to:

- a. Being in possession of any item or article which has been prohibited or can be used for unfair practices including any stationery item, communication device, accessories, eatable items, ornaments or any other material or information relevant or not relevant to the Examination in the paper concerned;
- b. Using someone to write Examination on his / her behalf (physical or virtual impersonation) or preparing material for copying;
- c. Writing the Exam at an Exam Centre other than the one allotted to him / her;
- d. Violating Examination rules or any direction issued by NTA in connection with Joint CSIR – UGC NET Examination;
- e. Assisting other candidate to engage in malpractices, giving or receiving assistance directly or indirectly of any kind or attempting to do so;
- f. Contacting or communicating or trying to do so with any person, other than the Examination Staff, during the Examination time in the Examination Centre;
- g. Threatening any of the officials connected with the conduct of the Examination or threatening any of the candidates;
- h. Using or attempting to use any other undesirable method or means in connection with the Examination;
- i. Manipulation and fabrication of online documents viz. Admit Card, Rank Letter, Self-Declaration, etc.;
- j. Forceful entry/exit from Examination Centre/Hall;
- k. Use or attempted use of any electronic device after entering the Examination Centre;
- l. Affixing/ uploading of wrong/ morphed photographs/signatures on the Application Form/ Admit Card/ Proforma;
- m. Creating obstacles in smooth and fair conduct of Examination;
- n. Availing of the service of a scribe and/ or compensatory time without processing the extent of disability that warrants the use of service and/ or grant of compensatory time;
- o. Any other malpractices declared as Unfair Means by the NTA;

Disclaimer- The decision of NTA shall be final and binding for declaration of any person / candidate guilty of foregoing or such offence as shall be classified as Unfair Means Case (UMC).

7.1.2. Punishment for using Unfair means practices

During the course of or before or after the Examination, if a candidate is found indulging in any of the practices as defined above, he/she shall be deemed to have used Unfair means practice(s) and booked under UNFAIRMEANS (U.F.M.) Case. The candidate could be debarred for 3 years in future and shall also be liable for criminal action and /or any other action as deemed fit.

8.1. Display of Recorded Responses

The NTA will display the Recorded Responses and Question Paper attempted by the candidates on the NTA website <https://csirnet.nta.ac.in/> prior to declaration of result. The recorded responses are likely to be displayed for two to three days.

A Public Notice in this regard informing the date/s when the window will open will be hosted on the NTA website.

8.2. Display of Provisional Answer Key for Challenges

The NTA will display Provisional Answer Key of the questions on the NTA website <https://csirnet.nta.ac.in/> to provide an opportunity to the candidates to challenge the Provisional Answer Key. The Answer Keys are likely to be displayed for two to three days.

The Candidates will be given an opportunity to make a challenge online against the Provisional Answer Key, on payment of Rs. 200/- per challenged question, as a non-refundable processing fee.

The NTA decision on the challenges shall be final and the result will be declared on the basis of final answer keys.

8.3. Procedure and Criteria for Declaration of Result

Negative marking for wrong answers, wherever required, shall be applicable as per subject wise scheme of Exam.

If a question for any reason is found to be wrong, the benefit of marks will be given to only those candidates who attempted the question. On examining the challenges by the subject experts, if it is found that along with the original answer key one more option(s) is correct, then marks will be awarded to all those candidates who have attempted any one of the correct options. (Except in Part C of Mathematical sciences where rules as prescribed in Chapter 3.2 shall apply)

No grievances/representation with regard to Answer Key(s) after declaration of result will be entertained.

Key Challenge procedure- Only paid challenges made during stipulated time through key challenge link will be considered. Challenges without justification/evidence and those filed on any other medium other than the prescribed link will not be considered.

The merit lists decided by Result Committee will be made on the basis of performance of candidates in the above test.

There will be no separate cut-off for Part A, B & C. The cumulative marks of all parts are taken into consideration for drawing of merit list. There is a minimum bench mark of 33% for General, EWS & OBC category and 25 % in respect of SC/ST and PwD categories for both fellowship and Assistant Professor.

8.4. Percentile and Normalization Procedure

- a. For multiple shifts papers, raw marks obtained by the candidates in different shifts will be converted to NTA Scores (Percentile)
- b. The detailed procedure of NTA Score to be adopted is available at **Appendix-XIV** in Information Bulletin.
- c. In case the test of a subject is conducted in multi-shifts, NTA Score will be calculated corresponding to the raw marks obtained by a candidate, as per **Appendix-XIV**. The calculated NTA Score for the Raw Marks for all the shifts will be merged for further processing for deciding the allocation.

In case where it is necessary, the normalized score shall be calculated based on equi-percentile method – (**Appendix-XV**)

- d. In the events of the percentiles for the multi-shifts being dissimilar / unequal, the lowest will be the eligibility cut-off for that category for all candidates (i.e. all shifts).

For Example: In the Examination held in two shifts, if the 40% marks correspond to a Percentile score of 78 in Shift 1 and 79 in Shift 2, then all those equal to or above 78 percentiles (Percentile score of 100 to 78) in both shifts will become eligible in General Category. Similar method will be adopted for the other categories to determine eligibility cut-offs. In case the Examination is held in greater number of shifts the same principle shall apply.

- e. The result of Joint CSIR-UGC NET will be declared in percentile along with the marks obtained by a candidate to utilize the marks for admission to Ph.D.

8.5. Re-Evaluation/Re-Checking of result

- a. There shall be no re-evaluation/re-checking of the result. No correspondence in this regard shall be entertained.

9.1. Procedure for appearing in Computer Based Test (CBT)

Please read the detailed procedures for Computer Based Test (CBT) provided at **Annexure-XII**.

9.2. Caution Notice and Non-Disclosure Agreement

9.2.1. Caution Notice

- a. Candidates are advised to refer to Joint CSIR- UGC NET December 2024 website <https://csirnet.nta.ac.in/> for authentic information and periodic updates about Joint CSIR- UGC NET December 2024.
- b. Candidates are advised not to be allured by various claims of any party or person or institute for qualifying Joint CSIR- UGC NET December 2024 securing seat.
- c. Candidates are advised to bring any such information to the notice to NTA by e-mail on csirnet@nta.ac.in.

9.2.2. Non-Disclosure Agreement (NDA)

- a. **Joint CSIR- UGC NET December 2024** is a proprietary Examination and is conducted by NTA. The contents of this exam are confidential, proprietary and are owned by NTA/CSIR and explicitly prohibits the candidate from publishing, reproducing or transmitting any or some contents of this test, in whole or in part, in any form or by any means, verbal or written, electronic or mechanical or through Hangouts, Blogs etc. using either one's own account or proxy account(s), for any purpose.
- b. By registering for the Joint CSIR- UGC NET December 2024, candidates are covered by Non-Disclosure Agreement (NDA). As per NDA, candidates cannot disclose any question or contents of question paper in part or otherwise with any person or party or website or such other media/publication. Any act in breach of the NDA shall be liable for penal action as per law. Kindly note that this is a punishable offence and shall lead to cancellation of candidature.
- c. Violation of any act or breach of the same shall be liable for penal action and cancellation of the candidature at the bare threshold.

9.3. Common Services Centres/Facilitation Centres

Candidates, who are not well conversant with the processes of submitting the online application due to various constraints, can use the services of Common Services Centre, Ministry of Electronics and Information Technology, Government of India under the Digital India initiatives of Hon'ble Prime Minister. The Common Services Centre (CSC) scheme is a part of the ambitious National e-Governance Plan (NeGP) of Government of India and is managed at each village panchayat level by a Village level Entrepreneur (VLE).

10.1. Correspondence with NTA

All the correspondence should be addressed by e-mail to NTA on csirnet@nta.ac.in. The email query shall be addressed only if it is not anonymous and contains the name, Registration/ Application No, postal address and contact number of the sender. An email containing vague or general queries and other queries as contained in the Information Bulletin shall not be entertained. Queries shall not be entertained from person claiming to be representatives, associates or offciates of the applicant candidate. The following information shall not be revealed by phone or email:

- a. Internal documentation/status.
- b. Internal decision making process of NTA. Any claim/counter claim thereof.
- c. Dates & venue of internal meetings or name of the staff/officers dealing with it.
- d. Any information which in the opinion of NTA cannot be revealed.

10.2. NTA Weeding Out Rules

The record of JOINT CSIR- UGC NET December 2024 will be preserved up-to 90 days from the date of declaration of result.

10.3. Legal Jurisdiction

All disputes pertaining to the conduct of **JOINT CSIR- UGC NET** Examinations including results shall fall within the **jurisdiction of Delhi / New Delhi** only. Further, any legal question arising out of the Examination shall be entertained only when raised within 30 days from the declaration of result.

The Director (Administration) of the NTA shall be the official by whose designation the NTA may sue or be sued.

10.4. RTI

Information uploaded on the website shall not be provided to the candidate or any other person under R.T.I. Act, 2005. The information uploaded on the website shall remain for a specific period only. Therefore, the candidates are advised to download the uploaded information and keep with them for future. In due course of examination or in midway of process, neither any application under Right to Information Act, 2005 shall be entertained nor information will be provided.

ANNEXURE-I

**PAYMENT OF EXAM FEE - PROCEDURE/ MODE / SERVICE PROVIDER(S),
SERVICES CHARGES AND HELPDESK**

After completing Step-2 of Online Application Form, candidates may remit the examination fee (Step-3) by choosing the following options:

Online Mode i.e. Debit/Credit Card/UPI or internet banking through any of the payment gateway of SBI or ICICI:

- Check the validity of the Debit/Credit Card and keep it ready with you while logging on to website for submitting application form. Candidate should enter the information asked for and make payment through Debit/ Credit Card.
- Through Net Banking, check the balance in your account and keep all credentials ready with you while logging on to website for submitting application form. Candidate should Login with his/her credentials of net banking and make payment through Net Banking.

Please select any Mode of Payment/Service Provider (Service & other charges as applicable per transaction to be paid by the candidate to the concerned Bank/ Payment Gateway Integrator): -

| S. No. | Mode of Payment | ICICI BANK | | | STATE BANK OF INDIA | |
|--------|--------------------------------|-----------------------------|----------------------------|-------------|---------------------|---------------------------------------|
| 1 | Net Banking | ICICI | NIL Charge | | SBI | Rs 5.00 + GST |
| | | Other Banks | 4.00 + GST | | Other Banks | |
| 2 | Debit Card | Transaction upto Rs 2000/- | | 0 % | Nil | |
| | | Transaction above Rs 2000/- | | 0.5% + GST | | |
| 3 | Credit Card | Domestic | 0.40% of Transaction value | | Domestic | 0.80% +GST |
| | | International | 2.35% of Transaction value | | International | 3.50% of Fee+GST (Minimum Rs 11/-) |
| 4 | Unified Payment Interface(UPI) | Transaction upto Rs 2000/- | | 0 % | Nil | |
| | | Transaction above Rs 2000/- | | 5.0 % + GST | | |

Note: In case, the fee payment status is not 'OK' the candidates are advised as following:-

- (i) If the fee is paid through credit/debit card and status is not OK, it means the transaction is cancelled. Therefore, such candidates have to pay the fee once again and ensure the OK fee status.
- (ii) For cancelled transactions, the amount will, automatically, be refunded by the concerned Bank to concerned credit/debit card within **15 days of last date of submission of Application Form.**

2. Helplines:

(a) If Paying through State Bank of India (SBI):

| Sl. | Name | Email ID | Contact Number |
|-----|---------------|--|----------------|
| 1 | Helpdesk3 | sbi.05222@sbi.co.in | 08026599990 |
| 2 | Customer Care | agmcustomer.lhodel@sbi.co.in | 1800112211 |
| 3 | Through SMS | UNHAPPY (add text) | 8008202020 |

(b) If Paying through ICICI Bank:

| Sl. | Name | Email ID | Contact Number |
|-----|-----------------|--|----------------|
| 1 | Helpline Number | pgsupport.ind@worldline.com | 1800222884 |

(c) NTA Helpdesk Contact details (in case the payment related issues are not resolved through the above-mentioned Helplines of the concerned Bank/Payment Gateway Integrator):

Email: csirnet@nta.ac.in

Phone No.: 011-40759000, 011-69227700

2. Procedure to raise payment related Grievance:

After (successful completion of Step-3, Confirmation Page of the Application Form, should be downloaded and a printout of the same may be retained for future reference. The Confirmation Page of the online Application Form could be generated **only after successful payment by the Candidate**.

In case the Confirmation Page is not generated after payment of prescribed Fee, then the candidate should approach the concerned Bank/Payment Gateway integrator (in the helpline number and email given in **Annexure-I** of the Information Bulletin), for ensuring the successful payment.

In spite of above, if successful transaction is not reflected on the Portal, the candidate may contact NTA Helpline. If the payment issue is still not resolved, the candidate may pay second time.

However, any duplicate payment received from the candidate by NTA in course of said transactions will be refunded through the same payment mode through which the duplicate payment is received, after fee reconciliation by NTA.

Information to be provided by the Candidate while raising any payment related query/grievance through QRS/email/Helplines: -

- Name of the Bank and / or payment Gateway.
- Date and time of the transaction
- Transaction Number
- Bank Reference Number
- Proof of transaction
- Screenshot from the payment portal (in case of payment failure).

JOINT CSIR- UGC NET SUBJECTS

The Syllabus & Scheme of Examination may be seen at CSIR HRDG website:
www.csirhrdg.res.in.

National Testing Agency will not provide the copy of syllabus to individual candidates.

The Test will be held in the subjects mentioned below:

| Subject Code | Subjects of the Test |
|--------------|--|
| 701 | Chemical Sciences |
| 702 | Earth, Atmospheric, Ocean and Planetary Sciences |
| 703 | Life Sciences |
| 704 | Mathematical Sciences |
| 705 | Physical Sciences |

ANNEXURE-III**LIST OF EXAM CITIES FOR JOINT CSIR- UGC NET DECEMBER 2024**

| S.NO. | STATE | CITY | CITY CODE |
|--------------|---------------------|------------------------------|------------------|
| 1 | ANDAMAN AND NICOBAR | PORT BLAIR | AN01 |
| 2 | ANDHRA PRADESH | ANANTAPUR | AP01 |
| 3 | ANDHRA PRADESH | BHIMAVARAM | AP03 |
| 4 | ANDHRA PRADESH | CHIRALA | AP04 |
| 5 | ANDHRA PRADESH | CHITTOOR | AP05 |
| 6 | ANDHRA PRADESH | ELURU | AP06 |
| 7 | ANDHRA PRADESH | GUNTUR | AP07 |
| 8 | ANDHRA PRADESH | KADAPA | AP08 |
| 9 | ANDHRA PRADESH | KAKINADA | AP09 |
| 10 | ANDHRA PRADESH | KURNOOL | AP10 |
| 11 | ANDHRA PRADESH | NARASARAOPETA | AP20 |
| 12 | ANDHRA PRADESH | NELLORE | AP11 |
| 13 | ANDHRA PRADESH | ONGOLE | AP12 |
| 14 | ANDHRA PRADESH | PRODDATUR | AP21 |
| 15 | ANDHRA PRADESH | RAJAHMUNDRY | AP13 |
| 16 | ANDHRA PRADESH | SRIKAKULAM | AP14 |
| 17 | ANDHRA PRADESH | SURAMPALLEM | AP23 |
| 18 | ANDHRA PRADESH | TIRUPATHI | AP16 |
| 19 | ANDHRA PRADESH | VIJAYAWADA | AP17 |
| 20 | ANDHRA PRADESH | VISAKHAPATNAM | AP18 |
| 21 | ANDHRA PRADESH | VIZIANAGARAM | AP19 |
| 22 | ARUNACHAL PRADESH | ITANAGAR/NAHARLAGUN | AL01 |
| 23 | ASSAM | DIBRUGARH | AM01 |
| 24 | ASSAM | GUWAHATI | AM02 |
| 25 | ASSAM | JORHAT | AM03 |
| 26 | ASSAM | SILCHAR (ASSAM) | AM04 |
| 27 | ASSAM | TEZPUR | AM05 |
| 28 | BIHAR | ARRAH | BR09 |
| 29 | BIHAR | BHAGALPUR | BR02 |
| 30 | BIHAR | DARBHANGA | BR04 |
| 31 | BIHAR | GAYA | BR05 |
| 32 | BIHAR | MUZZAFARPUR | BR06 |
| 33 | BIHAR | PATNA | BR07 |
| 34 | BIHAR | PURNEA | BR08 |
| 35 | CHANDIGARH | CHANDIGARH/MOHALI/ PANCHKULA | CH01 |
| 36 | CHHATTISGARH | BHILAI NAGAR/DURG | CG01 |
| 37 | CHHATTISGARH | BILASPUR (CHHATTISGARH) | CG02 |

| S.NO. | STATE | CITY | CITY CODE |
|-------|----------------------|-------------------------|-----------|
| 38 | CHHATTISGARH | RAIPUR | CG03 |
| 39 | DADRA & NAGAR HAVELI | DADRA & NAGAR HAVELI | DN01 |
| 40 | DAMAN & DIU | DAMAN | DD01 |
| 41 | DAMAN & DIU | DIU | DD02 |
| 42 | DELHI | NEW DELHI | DL01 |
| 43 | GOA | PANAJI/MADGAON | GO01 |
| 44 | GUJARAT | AHMEDABAD / GANDHINAGAR | GJ01 |
| 45 | GUJARAT | ANAND | GJ02 |
| 46 | GUJARAT | BHAVNAGAR | GJ03 |
| 47 | GUJARAT | HIMATNAGAR | GJ14 |
| 48 | GUJARAT | JAMNAGAR | GJ06 |
| 49 | GUJARAT | JUNAGADH | GJ07 |
| 50 | GUJARAT | MEHSANA | GJ08 |
| 51 | GUJARAT | RAJKOT | GJ10 |
| 52 | GUJARAT | SURAT | GJ11 |
| 53 | GUJARAT | VADODARA | GJ12 |
| 54 | GUJARAT | VAPI | GJ13 |
| 55 | HARYANA | AMBALA | HR01 |
| 56 | HARYANA | FARIDABAD | HR03 |
| 57 | HARYANA | GURUGRAM | HR04 |
| 58 | HARYANA | HISAR | HR05 |
| 59 | HARYANA | KARNAL | HR06 |
| 60 | HARYANA | KURUKSHETRA | HR07 |
| 61 | HARYANA | PANIPAT | HR08 |
| 62 | HARYANA | SONIPAT | HR09 |
| 63 | HARYANA | YAMUNA NAGAR | HR10 |
| 64 | HIMACHAL PRADESH | BILASPUR | HP01 |
| 65 | HIMACHAL PRADESH | HAMIRPUR | HP03 |
| 66 | HIMACHAL PRADESH | KANGRA | HP04 |
| 67 | HIMACHAL PRADESH | KULLU | HP10 |
| 68 | HIMACHAL PRADESH | MANDI | HP08 |
| 69 | HIMACHAL PRADESH | SHIMLA | HP06 |
| 70 | HIMACHAL PRADESH | SOLAN | HP07 |
| 71 | HIMACHAL PRADESH | UNA | HP09 |
| 72 | JAMMU AND KASHMIR | BARAMULLA | JK01 |
| 73 | JAMMU AND KASHMIR | JAMMU | JK02 |
| 74 | JAMMU AND KASHMIR | SAMBA | JK03 |
| 75 | JAMMU AND KASHMIR | SRINAGAR | JK04 |
| 76 | JHARKHAND | BOKARO STEEL CITY | JH01 |
| 77 | JHARKHAND | DHANBAD | JH02 |

| S.NO. | STATE | CITY | CITY CODE |
|-------|----------------|-------------------------|-----------|
| 78 | JHARKHAND | HAZARIBAGH | JH05 |
| 79 | JHARKHAND | JAMSHEDPUR | JH03 |
| 80 | JHARKHAND | RANCHI | JH04 |
| 81 | KARNATAKA | BELAGAVI(BELGAUM) | KK02 |
| 82 | KARNATAKA | BELLARY | KK03 |
| 83 | KARNATAKA | BENGALURU | KK04 |
| 84 | KARNATAKA | BIDAR | KK05 |
| 85 | KARNATAKA | DAVANAGERE | KK06 |
| 86 | KARNATAKA | DHARWAD/HUBBALLI(HUBLI) | KK10 |
| 87 | KARNATAKA | GULBARGA | KK08 |
| 88 | KARNATAKA | HASSAN | KK09 |
| 89 | KARNATAKA | MANDYA | KK18 |
| 90 | KARNATAKA | MANGALURU(MANGALORE) | KK12 |
| 91 | KARNATAKA | MYSURU(MYSORE) | KK14 |
| 92 | KARNATAKA | SHIVAMOGA(SHIMOGA) | KK15 |
| 93 | KARNATAKA | TUMAKURU | KK16 |
| 94 | KARNATAKA | UDUPI/MANIPAL | KK17 |
| 95 | KERALA | ALAPPUZHA | KL01 |
| 96 | KERALA | ERNAKULAM | KL04 |
| 97 | KERALA | IDUKKI | KL05 |
| 98 | KERALA | KANNUR | KL07 |
| 99 | KERALA | KASARAGOD | KL08 |
| 100 | KERALA | KOLLAM | KL09 |
| 101 | KERALA | KOTTAYAM | KL11 |
| 102 | KERALA | KOZHIKODE | KL12 |
| 103 | KERALA | MALAPPURAM | KL13 |
| 104 | KERALA | PALAKKAD | KL15 |
| 105 | KERALA | PATHANAMTHITTA | KL16 |
| 106 | KERALA | THIRUVANANTHAPURAM | KL17 |
| 107 | KERALA | THRISSUR | KL18 |
| 108 | LADAKH | LEH | LL01 |
| 109 | LAKSHADWEEP | KAVARATTI | LD01 |
| 110 | MADHYA PRADESH | BALAGHAT | MP01 |
| 111 | MADHYA PRADESH | BETUL | MP02 |
| 112 | MADHYA PRADESH | BHOPAL | MP03 |
| 113 | MADHYA PRADESH | CHHINDWARA | MP05 |
| 114 | MADHYA PRADESH | GWALIOR | MP06 |
| 115 | MADHYA PRADESH | INDORE | MP07 |
| 116 | MADHYA PRADESH | JABALPUR | MP08 |
| 117 | MADHYA PRADESH | REWA | MP11 |

| S.NO. | STATE | CITY | CITY CODE |
|-------|----------------|--------------------|-----------|
| 118 | MADHYA PRADESH | SAGAR | MP12 |
| 119 | MADHYA PRADESH | SATNA | MP13 |
| 120 | MADHYA PRADESH | UJJAIN | MP15 |
| 121 | MAHARASHTRA | AHMEDNAGAR | MR01 |
| 122 | MAHARASHTRA | AKOLA | MR02 |
| 123 | MAHARASHTRA | AMRAVATI | MR03 |
| 124 | MAHARASHTRA | AURANGABAD | MR04 |
| 125 | MAHARASHTRA | CHANDRAPUR | MR09 |
| 126 | MAHARASHTRA | DHULE | MR10 |
| 127 | MAHARASHTRA | JALGAON | MR13 |
| 128 | MAHARASHTRA | KOLHAPUR | MR14 |
| 129 | MAHARASHTRA | LATUR | MR15 |
| 130 | MAHARASHTRA | MUMBAI/NAVI MUMBAI | MR16 |
| 131 | MAHARASHTRA | NAGPUR | MR17 |
| 132 | MAHARASHTRA | NANDED | MR18 |
| 133 | MAHARASHTRA | NASHIK | MR19 |
| 134 | MAHARASHTRA | PUNE | MR22 |
| 135 | MAHARASHTRA | RAIGAD | MR23 |
| 136 | MAHARASHTRA | RATNAGIRI | MR24 |
| 137 | MAHARASHTRA | SANGLI | MR25 |
| 138 | MAHARASHTRA | SATARA | MR26 |
| 139 | MAHARASHTRA | SOLAPUR | MR27 |
| 140 | MAHARASHTRA | THANE | MR28 |
| 141 | MAHARASHTRA | WARDHA | MR29 |
| 142 | MANIPUR | CHURACHANDPUR | MN02 |
| 143 | MANIPUR | IMPHAL | MN01 |
| 144 | MEGHALAYA | SHILLONG | MG01 |
| 145 | MIZORAM | AIZAWL | MZ01 |
| 146 | NAGALAND | DIMAPUR | NL01 |
| 147 | NAGALAND | KOHIMA | NL02 |
| 148 | ODISHA | BALASORE | OR02 |
| 149 | ODISHA | BERHAMPUR-GANJAM | OR03 |
| 150 | ODISHA | BHUBANESWAR | OR04 |
| 151 | ODISHA | CUTTACK | OR05 |
| 152 | ODISHA | DHENKANAL | OR06 |
| 153 | ODISHA | ROURKELA | OR08 |
| 154 | ODISHA | SAMBALPUR | OR09 |
| 155 | PUDUCHERRY | PUDUCHERRY | PO01 |
| 156 | PUNJAB | AMRITSAR | PB01 |
| 157 | PUNJAB | BHATINDA | PB02 |

| S.NO. | STATE | CITY | CITY CODE |
|-------|---------------|-------------------------|-----------|
| 158 | PUNJAB | JALANDHAR | PB04 |
| 159 | PUNJAB | LUDHIANA | PB05 |
| 160 | PUNJAB | PATHANKOT | PB07 |
| 161 | PUNJAB | PATIALA/FATEHGARH SAHIB | PB08 |
| 162 | PUNJAB | SANGRUR | PB11 |
| 163 | RAJASTHAN | AJMER | RJ01 |
| 164 | RAJASTHAN | ALWAR | RJ02 |
| 165 | RAJASTHAN | BIKANER | RJ05 |
| 166 | RAJASTHAN | JAIPUR | RJ06 |
| 167 | RAJASTHAN | JODHPUR | RJ07 |
| 168 | RAJASTHAN | KOTA | RJ08 |
| 169 | RAJASTHAN | SIKAR | RJ09 |
| 170 | RAJASTHAN | SRIGANGANAGAR | RJ10 |
| 171 | RAJASTHAN | UDAIPUR | RJ11 |
| 172 | SIKKIM | GANGTOK | SM01 |
| 173 | TAMIL NADU | CHENNAI | TN01 |
| 174 | TAMIL NADU | COIMBATORE | TN02 |
| 175 | TAMIL NADU | CUDDALORE | TN03 |
| 176 | TAMIL NADU | KANCHIPURAM | TN05 |
| 177 | TAMIL NADU | KANYAKUMARI/NAGERCOIL | TN06 |
| 178 | TAMIL NADU | MADURAI | TN08 |
| 179 | TAMIL NADU | NAMAKKAL | TN10 |
| 180 | TAMIL NADU | SALEM | TN11 |
| 181 | TAMIL NADU | THANJAVUR | TN12 |
| 182 | TAMIL NADU | THOOTHUKUDI | TN13 |
| 183 | TAMIL NADU | TIRUCHIRAPPALLI | TN14 |
| 184 | TAMIL NADU | TIRUNELVELI | TN15 |
| 185 | TAMIL NADU | TIRUVALLUR | TN16 |
| 186 | TAMIL NADU | VELLORE | TN18 |
| 187 | TAMIL NADU | VIRUDHUNAGAR | TN20 |
| 188 | TELANGANA | HYDERABAD | TL01 |
| 189 | TELANGANA | KARIMNAGAR | TL02 |
| 190 | TELANGANA | KHAMMAM | TL03 |
| 191 | TELANGANA | MAHBUBNAGAR | TL04 |
| 192 | TELANGANA | NALGONDA | TL05 |
| 193 | TELANGANA | WARANGAL | TL07 |
| 194 | TRIPURA | AGARTALA | TA01 |
| 195 | UTTAR PRADESH | AGRA | UP01 |
| 196 | UTTAR PRADESH | ALIGARH | UP02 |
| 197 | UTTAR PRADESH | AYODHYA | UP06 |

| S.NO. | STATE | CITY | CITY CODE |
|-------|---------------|-----------------------|-----------|
| 198 | UTTAR PRADESH | BAREILLY | UP04 |
| 199 | UTTAR PRADESH | GHAZIABAD | UP07 |
| 200 | UTTAR PRADESH | GORAKHPUR | UP08 |
| 201 | UTTAR PRADESH | JHANSI | UP10 |
| 202 | UTTAR PRADESH | KANPUR | UP11 |
| 203 | UTTAR PRADESH | LUCKNOW | UP12 |
| 204 | UTTAR PRADESH | MATHURA | UP13 |
| 205 | UTTAR PRADESH | MEERUT | UP14 |
| 206 | UTTAR PRADESH | MORADABAD | UP15 |
| 207 | UTTAR PRADESH | MUZAFFARNAGAR | UP16 |
| 208 | UTTAR PRADESH | NOIDA / GREATER NOIDA | UP09 |
| 209 | UTTAR PRADESH | PRAYAGRAJ | UP03 |
| 210 | UTTAR PRADESH | SITAPUR | UP17 |
| 211 | UTTAR PRADESH | VARANASI | UP18 |
| 212 | UTTARAKHAND | DEHRADUN | UK01 |
| 213 | UTTARAKHAND | HALDWANI | UK02 |
| 214 | UTTARAKHAND | HARIDWAR | UK03 |
| 215 | UTTARAKHAND | NAINITAL | UK04 |
| 216 | UTTARAKHAND | PANTNAGAR | UK05 |
| 217 | UTTARAKHAND | ROORKEE | UK06 |
| 218 | WEST BENGAL | ASANSOL | WB01 |
| 219 | WEST BENGAL | BURDWAN | WB02 |
| 220 | WEST BENGAL | DURGAPUR | WB04 |
| 221 | WEST BENGAL | HOOGHLY | WB06 |
| 222 | WEST BENGAL | HOWRAH | WB07 |
| 223 | WEST BENGAL | KALYANI | WB08 |
| 224 | WEST BENGAL | KOLKATA | WB10 |
| 225 | WEST BENGAL | SILIGURI | WB11 |

ANNEXURE-IV

CERTIFICATE REGARDING PHYSICAL LIMITATION TO WRITE IN AN EXAMINATION

Certificate No. _____ Dated _____

This is to certify that Mr./Ms. _____ Aged _____ Years,
Son/ Daughter of Mr. / Ms. _____

R/o _____,
with Application No. _____ and Roll No. _____,
has the following Disability (name of the Specified Disability)

_____ in (percentage) of _____ (in
words) _____ in figures.

Affix Passport size
Photograph of the
candidate (same
as uploaded on
the Online
Application Form)
duly attested by
the issuing
authority

• **Please tick on the “Specified Disability”**

(Assessment may be done on the basis of Gazette of India. Extraordinary, Part-II, Section 3 Sub-section (ii), Ministry of Social Justice and Empowerment)

| S. No. | Category | Type of Disability | Specified Disability |
|--------|--------------------------|------------------------------------|---|
| 1. | Physical Disability | Locomotor Disability | a. Leprosy cured person, b. cerebral palsy, c. dwarfism, d. muscular dystrophy, e. acid attack victims. |
| | | Visual Impairment | a. blindness, b. low vision |
| | | Hearing Impairment | a. deaf, b. hard of hearing |
| | | Speech & Language Disability | Permanent disability arising out of conditions such as laryngectomy or aphasia affecting one or more components of speech and language due to organic or neurological causes. |
| 2. | Intellectual Disability | | a. specific learning disabilities/perceptual disabilities: Dyslexia, Dysgraphia, Dyscalculia, Dyspraxia & Developmental Aphasia) b. autism spectrum disorder |
| 3. | Mental Behaviour | | a. mental illness |
| 4. | Disability caused due to | i. Chronic Neurological Conditions | a. multiple sclerosis b. Parkinson's disease |
| | | ii. Blood disorder | a. Haemophilia, b. Thalassemia, c. Sickle cell disease |
| 5. | Multiple Disabilities | | More than one of the above specified disabilities including deaf blindness |

This is to further certify that he/she has physical limitation which hampers his/her writing capabilities to write the Examination owing to his/her disability.

Signature Name: _____

Chief Medical Officer/ Civil Surgeon/ Medical
Superintendent Government Health
Care Institution with Seal

Letter of Undertaking for Using Own Scribe

I _____, a candidate with _____ (name of the disability) appearing for the _____ (name of the examination) bearing Roll No. _____ at _____ (name of the centre) in the District _____, _____ (name of the State). My qualification is _____.

I do hereby state that _____ (name of the scribe) will provide the service of scribe/reader/lab assistant for the undersigned for taking the aforesaid examination.


I do hereby undertake that his qualification is _____.

I further certify that the scribe whose photograph and particulars are mentioned below, is not COVID-19 + and a certificate to this effect from Competent Authority is enclosed to this letter.

(Signature of the candidate with Disability)

Place:

Date:



(Self- Attested Photograph)

Name of Scribe

ID of the Scribe

ID Number

ANNEXURE-VI

Certificate for person with specified disability covered under the definition of Section 2 (s) of the RPwD Act, 2016 but not covered under the definition of Section 2(r) of the said Act, i.e. persons having less than 40% disability and having difficulty in writing

1. This is to certify that, we have examined Mr/Ms/Mrs(name of the candidate), S/o of /D/o a resident of (Vill/PO/PS/District/State), aged.....yrs, a person with..... (nature of disability/condition), and to state that he/she has limitation which hampers his/her writing capability owing to his/her above condition. He/ she requires support of scribe for writing the examination.
2. The above candidate uses aids and assistive device such as prosthetics & orthotics, hearing aid (name to be specified) which is/are essential for the candidate to appear at the examination with the assistance of scribe.
3. This certificate is issued only for the purpose of appearing in written examinations conducted by recruitment agencies as well as academic institutions and is valid upto (it is valid for maximum period of six months or less as may be certified by the medical authority)

Signature of Medical Authority

| (Signature & Name) | (Signature & Name) | (Signature & Name) | (Signature & Name) | (Signature & Name) |
|-----------------------------------|---|-------------------------------|---|--|
| Orthopaedic/ PMR specialist | Clinical Psychologist/Rehabilitation Psychologist/Psychiatrist/ Special Educator | Neurologist (if available) | Occupational Therapist (if available) | Other Expert as nominated By the Chairperson (if any) |

(Signature & Name)

Chief Medical Officer/Civil Surgeon/Chief District Medical Officer.....Chairperson

Name of Government Hospital/Health _____

Care Centre with Seal _____

Place:

Date:

ANNEXURE-VII

Letter of Undertaking by the person with specified disability covered under the definition of Section 2 (s) of the RPwD Act, 2016 but not covered under the definition of Section 2(r) of the said Act, i.e. persons having less than 40% disability and having difficulty in writing

1. I _____, a candidate with _____ (nature of disability/condition) appearing for the _____ (name of the examination) bearing Roll No. _____ at _____ (name of the centre) in the District _____, _____ (name of the State). My educational qualification is _____.
2. I do hereby state that _____ (name of the scribe) will provide the service of the scribe for the undersigned for taking the aforementioned examination.
3. I do hereby undertake that his qualification is _____. In case, subsequently it is found that his qualification is not as declared by the undersigned and is beyond my qualification. I shall forfeit my right to the post or certificate/diploma/degree and claims relating thereto.

(Signature of the candidate)

(Counter signature by the parent/guardian, if the candidate is minor)

Place:

Date:

ATTESTATION FORM (For 'Result Awaited' Candidates only)

OR

(For 'Enrolled' Candidates only)

I certify that the information given by the candidate Shri/ Smt./ Kum_____ has been verified by me with reference to records of the University/Institute.

It is further certified that the said candidate is enrolled for M.Sc. (mention the degree/course if M.Sc. equivalent)_____ on (mention date/month/year) ____/____/____;

OR,

after completing 10+2, the said candidate is enrolled for (mention the degree/ course) _____ on this date/ month/ year ____/____/____ and is presently pursuing (mention year/semester, e.g 4th year/7th semester) ____/____ since (mention date/ month/ year) ____/____/____, and is eligible to appear under Result Awaited category as laid down in the eligibility criteria.

Illustrative List of degrees/ courses:

- (i) BS-4 year program
- (ii) B.E (iii) B. Tech
- (iii) B. Pharma
- (iv) MBBS
- (v) Integrated BS-MS/ Masters M.Sc.
- (vi) (vi) M.Sc. or equivalent

Signature of the Head of Dept./Institute
Rubber stamp/ seal

Name:_____

Designation:_____

Rubber Stamp/Seal:_____

FORMAT OF OBC CERTIFICATE

**FORM OF CERTIFICATE TO BE PRODUCED BY OTHER BACKWARD CLASSES APPLYING FOR
APPOINTMENT TO POSTS / ADMISSION TO CENTRAL EDUCATIONAL INSTITUTIONS, UNDER
THE GOVERNMENT OF INDIA**

This is to certify that Shri/ Smt./ Km. _____ Son/ Daughter of Shri/
Smt. _____ of Village/ Town _____
District/Division _____ in the State/ Union Territory
_____ belongs to the _____ Community which is recognized as
a backward class under:

- (i) Resolution No. 12011/68/93-BCCI dated 10/09/93 published in the Gazette of India Extraordinary Part I Section I No. 186 dated 13/09/93.
- (ii) Resolution No. 12011/9/94-BCC dated 19/10/94 published in the Gazette of India Extraordinary Part I Section I No. 163 dated 20/10/94.
- (iii) Resolution No. 12011/7/95-BCC dated 24/05/95 published in the Gazette of India Extraordinary Part I Section I No. 88 dated 25/05/95.
- (iv) Resolution No. 12011/96/94-BCC dated 9/03/96.
- (v) Resolution No. 12011/44/96-BCC dated 6/12/96 published in the Gazette of India Extraordinary Part I Section I No. 210 dated 11/12/96.
- (vi) Resolution No. 12011/13/97-BCC dated 03/12/97.
- (vii) Resolution No. 12011/99/94-BCC dated 11/12/97.
- (viii) Resolution No. 12011/68/98-BCC dated 27/10/99.
- (ix) Resolution No. 12011/88/98-BCC dated 6/12/99 published in the Gazette of India Extraordinary Part I Section I No. 270 dated 06/12/99.
- (x) Resolution No. 12011/36/99-BCC dated 04/04/2000 published in the Gazette of India Extraordinary Part I Section I No. 71 dated 04/04/2000.
- (xi) Resolution No. 12011/44/99-BCC dated 21/09/2000 published in the Gazette of India Extraordinary Part I Section I No. 210 dated 21/09/2000.
- (xii) Resolution No. 12015/9/2000-BCC dated 06/09/2001.
- (xiii) Resolution No. 12011/1/2001-BCC dated 19/06/2003.
- (xiv) Resolution No. 12011/4/2002-BCC dated 13/01/2004.
- (xv) Resolution No. 12011/9/2004-BCC dated 16/01/2006 published in the Gazette of India Extraordinary Part I Section I No. 210 dated 16/01/2006.
- (xvi) Resolution No. 12011/14/2004-BCC dated 12/03/2007 published in the Gazette of India Extraordinary Part I Section I No. 67 dated 12/03/2007.
- (xvii) Resolution No. 12015/2/2007-BCC dated 18/08/2010.
- (xviii) Resolution No. 12015/13/2010-BCC dated 08/12/2011.

Shri/Smt./Km. _____ and/ or _____ his/her family ordinarily
reside(s) in the _____ District/Division of the _____
_____ State/Union Territory. This is also to certify that he/she does
not belong to the persons/sections (Creamy Layer) mentioned in Column 3 of the Schedule to the
Government of India, Department of Personnel & Training O.M. No. 36012/22/93-Estt.(SCT) dated
08/09/93 which is modified vide OM No. 36033/3/2004 Estt.(Res.) dated 09/03/2004, further modified
vide OM No. 36033/3/2004-Estt.(Res.) dated 14/10/2008, again further modified vide OM No.
36036/2/2013-Estt (Res) dated 30/5/2014 or the latest notification of the Government of India.

Dated: _____

**District Magistrate / Deputy Commissioner /
Any other Competent Authority Seal:**

NOTE:

- (a) The term 'Ordinarily resides' used here will have the same meaning as in Section 20 of the Representation of the People Act, 1950.
- (b) The authorities competent to issue Caste Certificates are indicated below:
 - (i) District Magistrate/ Additional Magistrate/ Collector/ Deputy Commissioner/ Additional Deputy Commissioner/ Deputy Collector/ 1st Class Stipendiary Magistrate/ Sub-Divisional magistrate/ Taluka Magistrate/ Executive Magistrate/ Extra Assistant Commissioner (not below the rank of 1st Class Stipendiary Magistrate).
 - (ii) Chief Presidency Magistrate / Additional Chief Presidency Magistrate / Presidency Magistrate.
 - 1. Revenue Officer not below the rank of Tehsildar' and
 - 2. Sub-Divisional Officer of the area where the candidate and / or his family resides.

FORMAT OF SC/ST CERTIFICATE

1. This is to certify that Shri/ Smt.* / Kum*.....Son/ daughter of.....Of village/ town* in District/ Division*.....of the State/ Union Territory*.....Belong to the.....Caste/ Tribe* which is recognized as a **Scheduled**

Caste/Scheduled Tribe* under:

- *The Constitution (Scheduled Castes) Order, 1950
- *The Constitution (Scheduled Tribes) Order, 1950
- *The Constitution (Scheduled Castes) (Union Territories) Order, 1951
- *The Constitution (Scheduled Tribes) (Union Territories) Order, 1951
- {As amended by the Scheduled Castes and Scheduled Tribes Lists (Modification Order) 1956, the Bombay Reorganization Act, 1960, the Punjab Reorganization Act 1966, the State of Himachal Pradesh Act, 1970, the North-Eastern Areas (Reorganisation) Act, 1971 and the Scheduled Castes and Scheduled Tribes Orders (Amendment) Act, 1976}
- *The Constitution (Jammu & Kashmir) Scheduled Castes Order, 1956;
- *The Constitution (Andaman & Nicobar Islands) Scheduled Tribes Order, 1959, as amended by the Scheduled Castes and Scheduled Tribes Orders (Amendment) Act 1976;
- *The Constitution (Dadra and Nagar Haveli) Scheduled Castes Order, 1962;
- *The Constitution (Dadra and Nagar Haveli) Scheduled Tribes Order, 1962;
- *The Constitution (Pondicherry) Scheduled Castes Order, 1964;
- *The Constitution (Uttar Pradesh) Scheduled Tribes Order, 1967;
- *The Constitution (Goa, Daman and Diu) Scheduled Castes Order, 1968;
- *The Constitution (Nagaland) Scheduled Tribes Order, 1970
- *The Constitution (Sikkim) Scheduled Castes Order, 1978
- *The Constitution (Sikkim) Scheduled Tribes Order, 1978
- *The Constitution (Jammu and Kashmir) Scheduled Tribes Order, 1989
- *The Constitution (Scheduled Castes) Orders (Amendment) Act, 1990
- *The Constitution (Scheduled Tribes) Order Amendment Act, 1991
- *The Constitution (Scheduled Tribes) Order Second Amendment Act, 1991

2. This certificate is issued on the basis of the Scheduled Castes/ Scheduled Tribes Certificate issued to Shri/ Smt*.....father/ mother* of Shri/ Smt/ KumariOfVillage/ town*..... in District/ Division*..... of the State/ Union Territory*..... Who belongs to the Caste/ Tribe* which is recognized as a Scheduled Caste/Scheduled Tribe* in the State/ Union Territory*.....issued by the.....Dated
3. Shri/Smt*/ Kumari* and/ or* his/ her family ordinarily reside(s) in village/town*..... Of District/ Division* of the State/Union Territory of

Signature
 Designation.....
 (With seal of Office)

Place:
 Date:

State
 Union Territory

NOTE: The term "Ordinarily resides" used here will have the same meaning as in Section 20 of the Representation of the Peoples Act, 1950.

*Please delete the words which are not applicable.

AUTHORITIES EMPOWERED TO ISSUE SCHEDULED CASTE/ SCHEDULED TRIBE CERTIFICATES

{G.I. Dept. of Per. & Trg. O.M. No. 3012//88-Estt. (SCT), (SRD III) dated 24.04.1990}

The under mentioned authorities have been empowered to issue Caste Certificates of verification:

1. District Magistrate/ Additional District Magistrate/ Collector/ Deputy Commissioner/ Additional Deputy Commissioner/ Deputy Collector/ First class Stipendiary Magistrate/ Sub Divisional Magistrate/Taluka Magistrate/ Executive Magistrate/ Extra Assistant Commissioner.
2. Chief Presidency Magistrate/Additional Chief Presidency Magistrate/Presidency Magistrate.
3. Revenue Officer not below the rank of Tehsildar
4. Sub-Divisional Officer of the area where the candidate and/or his/her family normally resides

FORMAT OF EWS CERTIFICATE

Government of India
(Name & Address of the authority issuing the certificate)

INCOME & ASSET CERTIFICATE TO BE PRODUCED BY ECONOMICALLY WEAKER SECTIONS

Certificate No. _____ Date _____

VALID FOR THE YEAR _____

1. This is to certify that Shri/Smt./Kumari _____ son / daughter / wife of _____ permanent resident of, Village / Street _____ Post Office _____ District _____ in the State/ Union Territory Pin Code _____ Whose photograph is attested below belongs to Economically Weaker Sections, since the gross annual income* of his/ her 'family'** is below Rs. 8 Lakh (Rupees Eight Lakh only) for the financial year His/ her family does not own or possess any of the following assets ***:

- I. 5 acres of agricultural land and above;
- II. Residential flat of 1000 sq. ft. and above;
- III. Residential plot of 100 sq. yards and above in notified municipalities;
- IV. Residential plot of 200 sq. yards and above in areas other than the notified municipalities.

2. Shri/Smt./Kumari _____ belongs to the _____ caste which is not recognized as a Scheduled Caste, Scheduled Tribe and Other Backward Classes (Central List).

Signature with seal of Office _____ Name _____

Designation _____

Recent
Passport size
attested
photograph of
the applicant

*Note 1: Income covered all sources i.e. salary, agriculture, business, profession etc.

** Note 2: The term "Family" for this purpose include the person, who seeks benefit of reservation, his/ her parents and siblings below the age of 18 years as also his/her spouse and children below the age of 18 years.

***Note 3: The property held by a "Family" in different locations or different places/cities have been clubbed while applying the land or property holding test to determine EWS status.

ANNEXURE-XII

PROCEDURE FOR APPEARING IN COMPUTER BASED TEST (CBT)

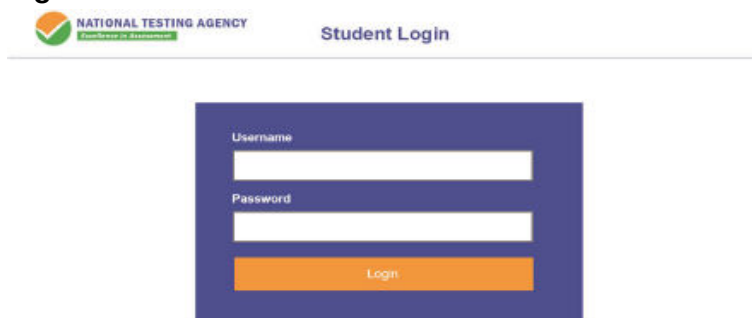
The major examinations being conducted by NTA are Computer Based Test (CBT). A CBT requires candidates to sit in front of a computer terminal (node) allocated to them against their Roll number and Admit card. After logging the candidate will get detailed instructions for the examinations. At the designated time of start of examination, the candidates will be able to proceed and see the questions on the computer screen using the computer mouse. Candidates will have the option to change / modify/ edit / answers already entered any time during the examination.

Procedure for appearing in Computer Based Test (CBT):

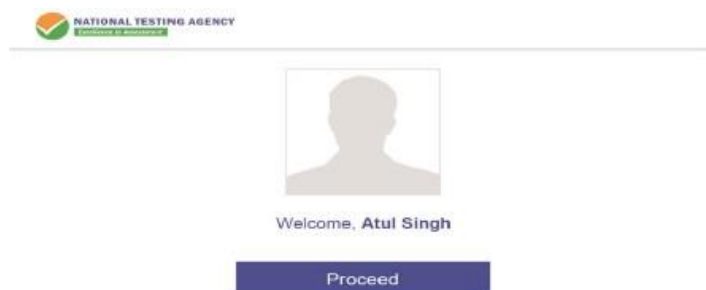
(Sample/mock test will be available on NTA website: www.nta.ac.in for hands on practice)

- (a) A computer terminal (node) indicating Roll Number will be allocated to each candidate. Candidates should find and sit on their allocated computers only. Any candidate found to have changed room/hall or the computer on their own other than the one allotted would lead to cancellation of candidature and no plea in this regard would be entertained.
- (b) For login, the candidate will have to enter **login-ID and password**. The computer terminal allotted to the candidate will display WELCOME login screen, Candidate's photograph and NET subject opted by the candidate.

Candidate Login Page



Candidate Welcome Screen










- (c) After login, the candidate shall be able to see the detailed instructions for the examination. Candidates are advised to go through the instructions carefully regarding the type of questions and marking scheme. At the designated time of start of the examination, the candidates will be able to proceed and see the questions on the computer screen.

General Instruction Page

Please read the instructions

carefully General Instructions:

1. Total duration of examination is 180 minutes.
2. The clock will be set at the server. The countdown timer in the top right corner of screen will display the remaining time available for you to complete the examination. When the timer reaches zero, the examination will end by itself. You will not be required to end or submit your examination.
3. The Questions Palette displayed on the right side of screen will show the status of each question using one of the following symbols:

| | |
|---|---|
|  | You have not visited the question yet. |
|  | You have not answered the question. |
|  | You have answered the question. |
|  | You have NOT answered the question but have marked the question for review. |
|  | The question(s) "Answered and Marked for Review" will be considered for evaluation. |
4. You can click on the ">" arrow which appears to the left of question palette to collapse the question palette thereby maximizing the question window. To view the question palette again, you can click on "<" which appears on the right side of question window.
5. You can click on your "Profile" image on top right corner of your screen to change the language during the exam for entire question paper. On clicking of Profile image you will get a drop-down to change the question content to the desired language.
6. You can click on  to navigate to the bottom and  to navigate to top of the question are, without scrolling.

Navigating to a Question:

7. To answer a question, do the following:
 - a. Click on the question number in the Question Palette at the right of your screen to go to that numbered question directly. Note that using this option does NOT save your answer to the current question.
 - b. Click on **Save & Next** to save your answer for the current question and then go to the next question.
 - c. Click on **Mark for Review & Next** to save your answer for the current question, mark it for Review, and then go to the next question.

Answering a Question:

8. Procedure for answering a Multiple-Choice type question:

- a. To select your answer, click on the button of one of the options.
 - b. To deselect your chosen answer, click on the button of the chosen option again or click on the Clear Response button
 - c. To change your chosen answer, click on the button of another option
 - d. To save your answer, you **MUST** click on the Save & Next button.
 - e. To mark the question for review, click on the Mark for Review & Next button.
9. To change your answer to a question that has already been answered, first select that question for answering and then follow the procedure for answering that type of question.

Navigating through sections:

- 10. Sections in this question paper are displayed on the top bar of the screen. Questions in a Section can be viewed by click on the section name. The Section you are currently viewing is highlighted.
- 11. After click the **Save & Next** button on the last question for a section, you will automatically be taken to the first question of the next section.
- 12. You can shuffle between sections and questions anything during the examination as per your convenience only during the time stipulated.
- 13. Candidate can view the corresponding section summary as part of the legend that appears in every section above the question palette.

The keyboard attached to the computer, if any, will be disabled during the entire duration of the examination. Depending on the type of question, the answers to questions can either be entered by clicking on the virtual on-screen keyboard (numeric or otherwise) using the computer mouse or by clicking the chosen option(s) using the computer mouse. Candidates will have the option to change/modify answers already entered anytime during the entire duration of the examination.

In case the computer/mouse allotted to any candidate malfunctions anytime during the test, he/she will be immediately allotted another computer system and the time lost due to this will be adjusted in the server so as to give the candidate the full allotted time.

The on-screen computer clock counter of every candidate will be set at the server. The countdown timer in the top right side of computer screen will display the time remaining (in minutes) available for the candidate to complete the examination. When the timer reaches zero, the examination will end by itself. Candidate will not be required to end or submit the examination.

Candidate Name : [Your Name]
Exam Name : UGC-NET
Subject Name : English-Paper 2-Dec-2019
Remaining Time : 01:59:39

English

Question 1:

Which of the following combinations best describes the typical methodology of literary research?
(1) Direct, empirical and quantitative
(2) Phenomenological, speculative and abstract
(3) Textual, critical and historical
(4) Synoptic, conceptual and speculative

☐ 1) ☐ 2) ☐ 3) ☐ 4)

SAVE & NEXT

CLEAR

SAVE & MARK FOR REVIEW

MARK FOR REVIEW & NEXT

<< BACK

NEXT >>

SUBMIT

99

Not Visited

1

Not Answered

0

Answered

0

Marked for Review

0

Answered & Marked for Review
(will be considered for evaluation)

01

02

03

04

05

06

07

08

09

10

11

12

13

14

15

16

17

18

19

20

21

22

23

24

25

26

27

28

29

30

31

32

33

34

35

36

37

38

39

40

41

42

43

44

45

46

47

48

49

50

51

52

53

54

55

- (d) The Question Palette displayed on the screen will show the status of each question using one

74

Not Visited

1

Not Answered

0

Answered

0

Marked for Review

0

Answered & Marked for Review
(will be considered for evaluation)

of the following symbols:

The question(s) “Answered and Marked for Review” status for a question indicates that candidate would like to have a relook at that question again. A candidate has the option of answering a question and simultaneously “Marked for Review”, these answers will be considered for evaluation. However, if a candidate has simply put “Marked for Review” for a question without answering it, the corresponding question marked for review without an answer will not be considered for evaluation. It may be noted that a candidate can return to any “Marked for Review” question any time during the examination by clicking on the corresponding question number icon displayed on the Question Palette of the corresponding section.

- (e) Candidate can click on the “>” arrow which appears to the left of question palette to collapse the question palette thereby maximizing the question viewing window. To view the question palette again, candidate can click on “<” which appears on the right side of question window.
- (f) Candidate can click on to navigate to the bottom and to navigate to the top of the question area, without scrolling. Using the computer mouse the candidate can scroll up and down the question viewing area for viewing the entire question.
- (g) The full paper can be viewed by clicking the “Question Paper” icon on the top right corner of the screen.

(h) Blank Sheets for doing rough Work/calculations shall be provided to the candidates. The Blanks Sheets would have a Header page for the candidates to write down his/her Name and Roll Number. All calculations/writing work are to be done only in the Blank Sheets provided at the centre in the examination Room/Hall and on completion of the test candidates must hand over the rough sheets to the invigilator on duty in the Room/Hall.

(i) Navigating to a Question to navigate between questions within a Paper, candidate needs to do the following:

- (a) Click on the question number in the Question Palette at the right of the screen to go to that numbered question directly. Note that using this option does NOT save the answer to the currently displayed question.
- (b) Click on “Save & Next” to save the answer of any question. Clicking on “Save & Next” will save the answer for the current question and the next question will be displayed on the candidate’s computer screen.
- (c) Click on “Mark for Review & Next” to mark a question for review (without answering it) and proceed to the next question.



(j) Answering a Question

To navigate between questions within a Paper, candidate needs to do the following: Procedure for answering a Multiple-Choice type question:

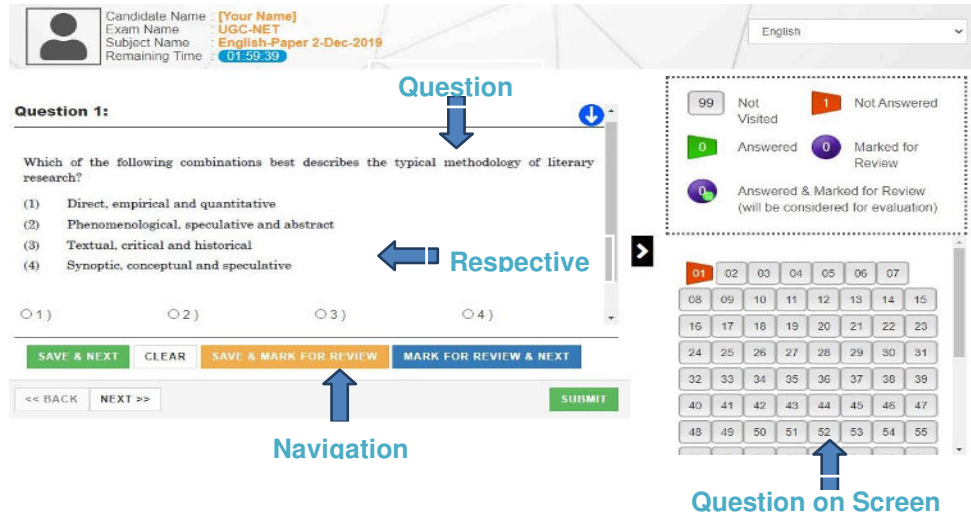
- (a) To select the option(s), click on the corresponding button(s) of the option(s).
- (b) To deselect the chosen answer, click on the button of the chosen option again or click on the “Clear Response” button.
- (c) To save the answer, the candidate MUST click on the “Save & Next” button.
- (d) To mark the question for review (without answering it), click on the “Mark for Review & Next” button.

(k) Navigating through sections:

- (i) Sections in the question paper are displayed on the top bar of the screen. Questions in a section can be viewed by clicking on the section name. The section in which candidate is currently viewing will be highlighted.
- (ii) After clicking the “Save & Next” button on the last question for a section, candidate

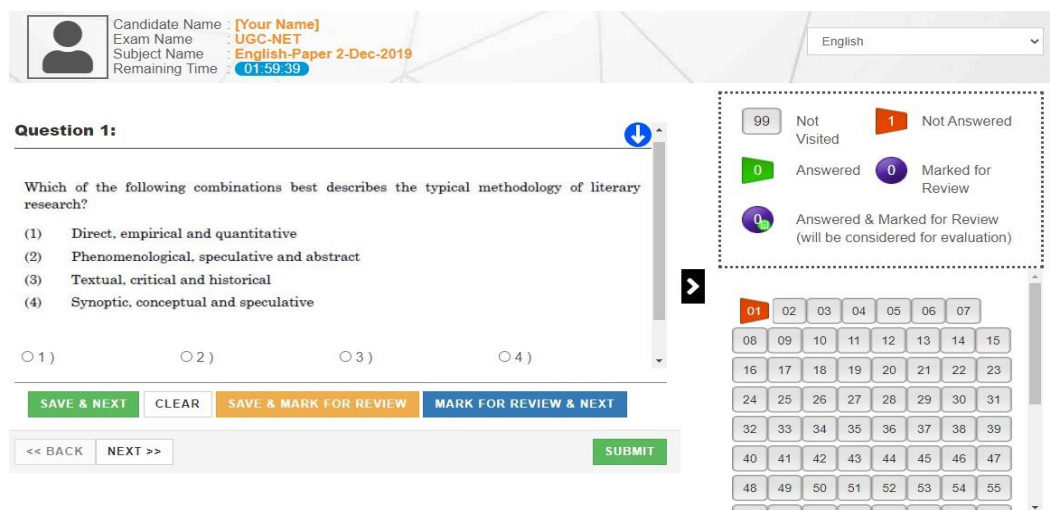
will automatically be taken to the first question of the next section.

- (iii) Candidate can shuffle between sections and questions within sections anytime during the examination as per the convenience only during the time stipulated.
- (iv) Candidate can view the corresponding section summary as part of the legend that appears in every section above the question palette.



(I) Procedure for answering questions that require inputs from virtual key board (numeric or otherwise):

- (a) Candidate will have to use the on-screen virtual keyboard (that would be displayed just below the question statement of these types of questions) and the attached computer mouse to enter his/her answer in the space provided for answer.



On Screen Virtual Keyboard



- (b) The answer can be changed, if required, anytime during the test. To save the answer, the candidate MUST click on the “Save & Next” button.
- (c) To mark the question for review (without answering it), click on the “Mark for Review & Next” button.


Candidate will have the option to change previously saved answer of any question, anytime during the entire duration of the test. To change the answer to a question that has already been answered, first select the corresponding question from the Question Palette, then click on “Clear Response” to clear the previously entered answer and subsequently follow the procedure for answering that type of question.

(m) ROUGH WORK:

All calculations/writing work are to be done only in the rough sheet provided at the Centre in the examination Room/Hall and on completion of the test candidates must hand over the rough sheets to the invigilator on duty in the Room/Hall.


REPLICA OF APPLICATION FORM

Joint CSIR-UGC NET December, 2024



Department of Higher Education
Ministry of Education
Government of India


JOINT CSIR-UGC NET
DECEMBER-2024



NATIONAL TESTING AGENCY
Excellence in Assessment
Human Resource Development Group
Council of Scientific & Industrial Research

JOINT CSIR-UGC NET DECEMBER-2024
Home

Steps to Apply Online



Step 1:- Apply for Online Registration.

Step 2:- Fill Online Application Form.

Step 3:- Pay Examination Fee.

If You are a New Candidate Click on Below Link

New Candidate Register Here

Only Registered Candidate Login Here

Application For JOINT CSIR-UGC NET DECEMBER-2024

Application Number Enter Application Number
Application Number cannot be blank.

Password Enter Password

Security PIN as Shown Below Enter Security PIN as Shown Below

Security PIN **151508**

Login

If You are Forgot your password? or Forgot Application Number? click on below link

Forgot your password?

Forgot Application Number?



राष्ट्रीय परीक्षा एजेंसी
National Testing Agency
Excellence in Assessment



JOINT CSIR-UGC NET DECEMBER-2024

Instructions and Procedure for online submission of Application Form

[Download Information Bulletin](#)

- Please read the instructions, procedure and Information Bulletin carefully before you start filling the Application Form.
- Candidate can apply "ON-LINE" only through the official website (<https://csirnet.nta.ac.in>).
- Please ensure your eligibility as per the criteria laid down for JOINT CSIR-UGC NET DECEMBER-2024.
- Examination Fees**

| EXAM FEE DETAIL | |
|--|------------|
| CATEGORY | FEE AMOUNT |
| GENERAL | Rs. 1150/- |
| GENERAL-EWS, OBC NCL (CENTRAL LIST) | Rs. 600/- |
| SC/ST/PwD/THIRD GENDER | Rs. 325/- |
| Processing charges and Goods & Service Taxes (GST) are to be paid by the candidate, as applicable. | |

- The fee may be submitted through Net Banking/Debit Card/Credit Card/UP.

1. Application Procedure: Steps to be followed to apply online.

- Step 1 (REGISTRATION FORM):** Register for the Online Application Form and note down the system generated Application Number. The candidate should supply the required Registration details while filling the Online Application Form and is also required to create a PASSWORD and choose Security Question and enter this/her Answer After successful submission of the personal details, an Application number will be generated and it will be used to complete the remaining Steps of the Application Form and will also be required for all future reference/correspondence. For subsequent logins, the candidate will be able to login directly with the respective system generated Application Number and created Password.
- Step 2 (APPLICATION FORM):** The Candidates can log in with the system generated Application Number and pre-created Password for completing the Application form including Application filling up of personal details, applying for the Paper, providing the details of Educational Qualifications, and uploading the images and documents Form:

Upload Scanned Images of Candidate Photograph, Signature, Category Certificate (wherever applicable), PWD Certificate (wherever applicable) and Result Awaiting Certificate (wherever applicable)

- The recent photograph should be colour or black/white (but with clear contrast).
- Scanned photograph and signature should be in JPG, JPEG & PDF format.
- Size of the scanned photograph should be between 10 kb to 200 kb.
- Size of the scanned signature should be between 4 kb to 30 kb
- Size of the scanned copy of the certificates should be between 50 kb to 300 kb

Note: The Candidate has to upload only his/her photograph, signature, and certificate(s) as mentioned above (and not of anybody else) in a correct proper manner, as the facility for correction will not be given in the future. In case, it is found at any time in the future that the Candidate has used uploaded the photograph, signature, and certificate(s) of someone else in his/her Application Form/Admit Card, or he/she has tampered his/her Admit Card/Result/Scorecard, these acts of the candidate shall be treated as Unfair Means (UFM) Practices.

Please check your photograph and signature before submission of the Application Form. In case the photograph or signature is blurred or not visible to identify the identity of the candidate then, the application will be rejected and no option for correction or revision will be permitted.

- Step 3: Pay Examination Fee by Net Banking/Debit Card/Credit Card/UPI:** The candidate has to select the Net banking/Debit card/Credit card/UP option to pay the application fee and follow the online instruction to complete the payment of fee. After the successful payment, candidate will be able to print the Confirmation Page. In case the Confirmation Page is not generated after the payment of fee then the transaction is cancelled and the candidates have to approach the concerned bank for refund of the amount. However the candidate has to make another payment transaction, in case the Confirmation Page is not generated.

THESE STEPS CAN BE DONE TOGETHER OR SEPARATELY ALSO.

Important Instruction about PASSWORD

- During online form filling, the candidate will be required to choose PASSWORD and Security Question and its Answer. Candidate is advised to record/remember their password for all future logins.
- For subsequent logins, candidate will be able to login directly with their respective system generated Applications Number and the chosen Password.
- Candidate is advised not to disclose or share their password with anybody. Nta will not be responsible.
- Candidate can change his/her passwords after login, if desired.
- Candidate should remember to log out at the end of their session so that the particulars of the candidate cannot be tampered or modified by unauthorized persons

6. The Password must be as per the following Password policy.

- Password must be 8 to 13 characters long
- Password must have at least one Upper case alphabet.
- Password must have at least one Lower case alphabet.
- Password must have at least one numeric value.
- Password must have at least one special characters!@#%&*

7. How to reset your Password: The following options are available to reset Password

- Using Security Question & its Answer you chose during Form filling-
- Using a verification code sent via text message (SMS) to your Registered Mobile No.
- Using a reset link sent via Email to your Registered Email address.

- The Application Number printed on the computer generated Confirmation Page must be mentioned in all such correspondences. It is therefore essential to note down the application number printed on the Confirmation Page

- Only one application is to be submitted by a candidate. More than one application i.e. Multiple application forms submitted by a candidate will be rejected.

- Applicants applying under reservation should ensure having valid certification and would require to provide them when asked for.

☐ I have downloaded the Information Bulletin of JOINT CSIR UGC-NET DECEMBER-2024 read and understood all the instructions therein as well as those mentioned above, and fill up the online Application Form for the JOINT CSIR UGC-NET DECEMBER-2024 accordingly.

[Click here to Proceed](#)





Login and Identification for online submission of Application Form

Please Select:

Dear Candidate, kindly use your Aadhaar/Identity proof (Don't use your parents/relative identity) to create login as your Aadhaar/Identity proof will be used for verification/authentication purpose at different stages of exam. Using anyone's else Aadhaar/Identity card may result in cancellation of your candidature.

(प्रिय अभ्यर्थी लॉगिन बनाने के लिए अपने आधार/पहचान प्रमाण (अपने माता-पिता/रिश्तेदार की पहचान का उपयोग न करें) का उपयोग करें क्योंकि आपके आधार/पहचान प्रमाण का उपयोग परीक्षा के विभिन्न चरणों में सत्यापन/प्रमाणीकरण उद्देश्य के लिए किया जाएगा। किसी अन्य के आधार/पहचान पत्र का उपयोग करने पर आपकी अभ्यर्थिता रद्द हो सकती है।)

- ☐ I have an Aadhaar Number and wish to create my Login using Aadhaar Number, also I provide my consent for using Aadhaar data for authentication purposes at various stages of examination. / मेरे पास आधार नंबर है और मैं आधार नंबर का उपयोग करके अपना लॉगिन बनाना चाहता / चाहती हूँ, साथ ही मैं परीक्षा के विभिन्न चरणों में प्रमाणीकरण उद्देश्यों के लिए आधार डेटा का उपयोग करने के लिए अपनी सहमति प्रदान करता/ करती हूँ।
- ☐ I have a Digilocker Account. I wish to login and identify through Digilocker. / मेरे पास डिजिलॉकर खाता है। मैं डिजिलॉकर के माध्यम से लॉगिन करके अपनी पहचान प्रमाणित करना चाहता/चाहती हूँ।
- ☐ I do not have a Digilocker Account. I wish to create my Digilocker Account and login and identify through Digilocker. / मेरे पास डिजिलॉकर खाता नहीं है। मैं अपना डिजिलॉकर खाता बनाना चाहता/चाहती हूँ और डिजिलॉकर के माध्यम से लॉगिन करके और अपनी पहचान प्रमाणित करना चाहता/चाहती हूँ।
- ☐ I have an Academic Bank of Credits ID (ABC ID). I wish to login and identify through ABC ID. / मेरे पास एक एकेडेमिक बैंक ऑफ क्रेडिट्स आईडी (ABC आईडी) है। मैं ABC आईडी के माध्यम से लॉगिन करके और अपनी पहचान प्रमाणित करना चाहता/चाहती हूँ।
- ☐ I do not have Academic Bank of Credits ID (ABC ID). I wish to create my ABC ID and login and identify through ABC ID. / मेरे पास एकेडेमिक बैंक ऑफ क्रेडिट्स आईडी (ABC आईडी) नहीं है। मैं अपना ABC आईडी बनाना चाहता/चाहती हूँ और ABC आईडी के माध्यम से लॉगिन करके और अपनी पहचान प्रमाणित करना चाहता/चाहती हूँ।
- ☐ I have an Indian Passport and wish to create my Login using Passport. / मेरे पास एक भारतीय पासपोर्ट है और मैं अपने पासपोर्ट का उपयोग करके अपना लॉगिन बनाना चाहता/चाहती हूँ।
- ☐ I have a PAN Card and wish to create my Login using PAN. / मेरे पास पैन कार्ड है और मैं अपने पैन कार्ड का उपयोग करके अपना लॉगिन बनाना चाहता/चाहती हूँ।
- ☐ I have a Non-Indian Passport and wish to create my Login using Non-Indian Passport. / मेरे पास एक गैर-भारतीय पासपोर्ट है और मैं अपने गैर-भारतीय पासपोर्ट का उपयोग करके अपना लॉगिन बनाना चाहता/चाहती हूँ।

Please note that for authentication through Non-Aadhaar options at next page (Authentication at the Exam Centre), you will need to reach Exam Centre 1 hour earlier to get the authentication completed. कृपया ध्यान दें कि अगले पृष्ठ पर गैर-आधार विकल्प के माध्यम से प्रमाणीकरण के लिए (परीक्षा केंद्र पर प्रमाणीकरण) पूरा करने के लिए, आपको परीक्षा केंद्र पहुंचने से 1 घंटा पहले पहुंचने की आवश्यकता होगी।





(पहचान विवरण) Identification Details

पैन कार्ड नंबर (Pan Card Number) CLIPJ2345A

Personal Details

Candidate's Name* Candidate Name cannot be blank.

Father's Name*

Mother's Name*

Date of Birth*

Email Address*

Confirm Email Address*

Gender*

Mobile Number*

Confirm Mobile Number*

Alternate Mobile Number

Identity Type*

Identification Number*

Present Address

Premises No./Name*

Sub-Locality(Optional)

Locality*

Country*

State/UT*

District*

Pin Code*

Permanent Address

☐ Same as present address

Premises No./Name*

Sub-Locality(Optional)

Locality*

Country*

State/UT*

District*

Pin Code*

Choose Password

Password*

Confirm Password*

Security Question*

Security Answer*

Security Pin

Enter Security Pin(Case Sensitive)*

690941



Submit



Review the following particulars carefully. If you would like to change any particulars entered, you may do so by pressing **EDIT REGISTRATION FORM** button or press **SUBMIT** and **SEND OTP** button.

Personal Details

| | | | |
|---------------------|-----------------------|------------------------|------------|
| Candidate's Name: | ABHI | Father's Name: | SDPS |
| Mother's Name: | NA | Date Of Birth: | 02-0-1948 |
| Email Address: | abhi_n423@yahoo.co.in | Gender: | Male |
| Candidate's Mobile: | 8278042868 | Alternate Mobile: | NA |
| Identity Type: | RAN CARD | Identification Number: | BH2PKBS46D |

Present Address

| | | | |
|--------------------|--------|----------------|-----------|
| Premises No./Name: | BRQVER | Sub-Locality: | ASDPGA |
| Locality: | 12VIAS | Country: | INDIA |
| State Name: | GDA | District Name: | NORTH GDA |
| Pin Code: | 201301 | | |

Permanent Address

| | | | |
|--------------------|--------|----------------|-----------|
| Premises No./Name: | BRQVER | Sub-Locality: | ASDPGA |
| Locality: | 12VIAS | Country: | INDIA |
| State Name: | GDA | District Name: | NORTH GDA |
| Pin Code: | 201301 | | |

Security Details

| | | | |
|--------------------|---------------------------------------|------------------|-------|
| Security Question: | WHAT IS THE NAME OF YOUR FIRST SCHOOL | Security Answer: | MODEL |
|--------------------|---------------------------------------|------------------|-------|

Particulars checklist to be verified

Kindly verify all the particulars used below carefully and ensure you have filled correct information. No change will be permitted once the Registration form is submitted at any later stage of the examination.


☒ My Name
 ☐ Father Name
 ☐ Mother Name
 ☐ Date Of Birth
 ☐ Mobile Number
 ☐ Email ID
 ☐ Gender

This field is required This field is required This field is required This field is required This field is required This field is required

Declaration


I hereby declare that I have filled up this online application after carefully reading the Bulletin and fully understanding the provision/procedures mentioned therein. I further declare that all the particulars given by me in this application are true to the best of my knowledge and belief. I agree that my result may be withheld/not declared/ my candidature may stand cancelled. In case it is found at any point of time in future that false information has been furnished in this application, I shall abide by these terms and conditions as well as those laid down in the information Bulletin, Public Notice and Advertisements issued by NTA regarding this exam time to time.

☒ I Agree



Department of Higher Education
Ministry of Education
Government of India

JOINT CSIR-UGC NET
DECEMBER-2024



NATIONAL TESTING AGENCY
Excellence in Assessment
Human Resource Development Group
Council of Scientific & Industrial Research

JOINT CSIR-UGC NET DECEMBER-2024

[Home](#)

[Verify OTP](#)

Email OTP*

Enter Email OTP

Email Otp cannot be blank.

Captcha*


062438

Enter verification code

Verification Code cannot be blank.

[Verify](#)

[Resend OTP](#)



राष्ट्रीय परीक्षा एजेंसी
National Testing Agency
Excellence in Assessment



Department of Higher Education
Ministry of Education
Government of India

JOINT CSIR - UGC NET EXAMINATION



NATIONAL TESTING AGENCY
Excellence in Assessment

Human Resource Development Group
Council of Scientific & Industrial Research

[Home](#)[Information Bulletin](#)[FAQ](#)[Change Password](#)

JOINT CSIR-UGC NET DECEMBER-2024



BHUPENDRA SINGH

App. No. 241620000007

[Logout](#)[Dashboard](#)[Application](#)[MobileVerify](#)[Payment](#)

Current Status



Registration

Complete



Application
Form

Incomplete



Fee
Payment

Incomplete



Your registration process for JOINT CSIR-UGC NET DECEMBER-2024 IS COMPLETE.
Your application form will remain incomplete till you fill the required of application and pay the
fee

Please note down your application number for your future reference

APPLICATION NUMBER : **241620000007**

COMPLETE YOUR APPLICATION FORM BY CLICKING HERE

[Complete Application Form](#)



राष्ट्रीय परीक्षा एजेंसी
National Testing Agency
Excellence in Assessment

**JOINT CSIR-UGC NET
DECEMBER-2024**

 **BHUPENDRA SINGH**
App. No. 241620000007
[Logout](#)

[Dashboard](#)

[Application](#)

[Personal Details](#)

[Contact Details](#)

[Qualification details](#)

[Additional Details](#)

[Exam Center Details](#)

[Document Upload](#)

[Final Submit](#)

[MobileVerify](#)

[Payment](#)

Personal Details

Registration

Application

Payment

Candidate's Name *:

ENTER CANDIDATE NAME

Candidate Name cannot be blank

Date of Birth *:

Janu 2000

01

Gender *:

Male

Father's/ Guardian's Name *:

TEST

Mother's/ Guardian's Name *:

TEST

Nationality *:

INDIAN

Identity Type *:

PASSPORT

Identification Number *:

IDENTIFICATION NUMBER

Identity Number cannot be blank

Category *:

GENERAL

Are you a PwD candidate as per the provisions of the RPwD Act 2016 ? *:

Yes - 40% or more (benchmark disab

Type of Disability *:

Disabilities caused due to chronic ne

% of Disability*:

50

Whether you need scribe/reader*:

No - I do not need a Scribe

Are You Diabetic ? *:

No

Annual Income of the Parent's/Guardian's *:

100001 - 200000

Captcha *

62369




Enter verification code

☐ I AGREE


I hereby declare that I have filled up this online application after carefully reading the Bulletin and fully understanding the provision/procedures mentioned therein. I further declare that all the particulars given by me in this application are true to the best of my knowledge and belief. I agree that my result may be withheld/not declared/ my candidature may stand cancelled. In case it is found at any point of time in future that false information has been furnished in this application. I shall abide by these terms and conditions as well as those laid down in the Information Bulletin, Public Notice and Advisories issued by NTA regarding this exam time to time.

[Save & Next](#)



Department of Higher Education
Ministry of Education
Government of India


JOINT CSIR - UGC NET
EXAMINATION



NATIONAL TESTING AGENCY
Excellence in Assessment
Human Resource Development Group
Council of Scientific & Industrial Research

[Home](#)
[Information Bulletin](#)
[FAQ](#)
[Change Password](#)

JOINT CSIR-UGC NET
DECEMBER-2024



BHUPENDRA SINGH
App. No. 241620000007
[Logout](#)

[Dashboard](#)

[Application](#)

[Personal Details](#)

[Contact Details](#)

[Qualification details](#)

[Additional Details](#)

[Exam Center Details](#)

[Document Upload](#)

[Final Submit](#)

[Mobile Verify](#)

[Payment](#)

[Contact Details](#)

Registration
Application
Payment

Present Address

Premises No/Name *
TEST

Locality *
TEST

Sub-Locality(Optional) :
ENTER SUB-LOCALITY(OPTIONAL)

Country *
INDIA

State/UT *
DELHI

District *
EAST DELHI

Pin Code *
112233

Mobile Number *

Permanent Address

☒ Same as present address

Premises No/Name *
TEST

Locality *
TEST

Sub-Locality(Optional):
ENTER SUB-LOCALITY(OPTIONAL)

Country *
INDIA


State/UT *
DELHI


District *
EAST DELHI

Pin Code *
112233

Alternate Mobile Number:

Captcha *





JOINT CSIR-UGC NET
DECEMBER-2024

BHUPENDRA SINGH
App. No. 241620000007
[Logout](#)

[Dashboard](#)

Application

Personal Details

 Contact Details

Qualification details

Additional Details

★ Exam Center Details

 Document Upload

Final Submit

 [MobileVerify](#) 

Payment

 Additional Details

Registration Application Payment

Research / Ex-Serviceman Details

Specialization, If Any: WRWR

Whether you Possess Research Experience in the subject after completion of PG Degree *

Whether you are an Ex-Serviceman *

MPhil/Master Degree Course Details

Whether you have taken Admission in regular M.PHIL course*:

Whether Completed/Pursuing* Completed

University Name *

Year of Completion ★ 2014 ▼

MPhil Department Name* asdf

MPhil Specialization ★

Minority Details

Do You Belong To Minority Community ? *

Security Pin

Captcha * **042302**

☐ I AGREE

I hereby declare that I have filled up this online application after carefully reading the Bulletin and fully understanding the provision/procedures mentioned therein. I further declare that all the particulars given by me in this application are true to the best of my knowledge and belief. I agree that my result may be withheld/not declared/ my candidature may stand cancelled. In case it is found at any point of time in future that false information has been furnished in this application, I shall abide by these terms and conditions as well as those laid down in the Information Bulletin, Public Notice and Advisories issued by NTA regarding this exam time to time.

Back ↩

Save & Next ⌵



JOINT CSIR-UGC NET
DECEMBER-2024



BHUPENDRA SINGH
App. No. 241620000007

[Logout](#)[Dashboard](#)[Application](#)[Personal Details](#)[Contact Details](#)[Qualification details](#)[Additional Details](#)[Exam Center Details](#)[Document Upload](#)[Final Submit](#)[MobileVerify](#)[Payment](#)

Document upload

Registration

Application

Payment

| S.No. | Require Document | Document Specifications | Upload | View |
|-------|------------------|--|---|----------------------|
| 1 | Photo * | Document Format:JPG,JPEG Min Size(KB):10 Max Size(KB):200 | Choose File D...g | |
| 2 | Signature * | Document Format:JPG,JPEG Min Size(KB):4 Max Size(KB):30 | Choose File D...g | |
| 3 | Pwd Document * | Document Format:PDF Min Size(KB):50 Max Size(KB):300 | Choose File D...f | View |

[Back](#)[Save & Next](#)



JOINT CSIR-UGC NET
DECEMBER-2024



BHUPENDRA SINGH
App. No. 241620000007
[Logout](#)

[Dashboard](#)[Application](#)[Personal Details](#)[Contact Details](#)[Qualification details](#)[Additional Details](#)[Exam Center Details](#)[Document Upload](#)[Final Submit](#)[MobileVerify](#)[Payment](#)

Application Status

Personal
Details

Complete



Contact
Details

Complete



Qualification
details

Complete



Additional
Details

Complete



Exam Center
Details

Complete



Document
Upload

Complete



Final Submit

Incomplete



Department of Higher Education
Government of India

JOINT CSIR - UGC NET EXAMINATION

NATIONAL TESTING AGENCY
Established under the Ministry of Education
Department of Higher Education, Government of India

[Home](#)
[Information Subjects](#)
[FAQ](#)
[Change Password](#)

JOINT CSIR-UGC NET DECEMBER-2024

DRUPENDRA SINHA
1130000025

[Logout](#)

Dashboard

- Personal Details
- Contact Details
- Qualification details
- Additional Details
- Exam Center Details
- Document Upload
- Final Submit
- Mobile/Verify
- Download

Review Application Form

Registration Application Payment

Please review the following information before 'FINAL SUBMIT'. If you would like to changes any information, Please use the links provided on the Left Menu Bar.

Your Mobile Number is Verified.

कुल परीक्षा शुल्क (Total Exam Fee) : ₹ 1

Personal Details

| | | | |
|---------------------------|--|--|---|
| Candidate's Name | DRUPENDRA A SINHA | Date of Birth | 01-01-2000 |
| Gender | MALE | Father's/ Guardian's Name | TEST |
| Mother's/ Guardian's Name | TEST | Nationality | INDIAN |
| Identity Type | PASSPORT | Identity Number | ASDQWERT334 |
| Category | GENERAL | Are you a PwD candidate as per the provisions of the RPwD Act 2016 ? | YES - 40% OR MORE (BENCHMARK) OR DISABILITY ? |
| Percentage Of Disability | 50% | Whether you need scribe/reader | NO - I DO NOT NEED A SCRIBE |
| Type of Disability | DISABILITY CAUSED BY CHRONIC NEUROLOGICAL CONDITION AND BLOOD DISORDER | Annual Income of the Parents/Guardian | 100001 - 500000 |
| Are You Diabetic ? | NO | | |

Contact Details

| | | | |
|------------------------|------------|-------------------------|------------------|
| Premises No./Name | TEST | Locality | TEST |
| Sub Locality(Optional) | NA | Country | INDIA |
| State/UT | DELHI | District | EAST DELHI |
| Pin Code | 112222 | Email Address | thebyy@gmail.com |
| Mobile Number | 9015566791 | Alternate Mobile Number | NA |

Qualification Details

I WANT TO APPLY JOINT CSIR-UGC NET DECEMBER-2024 ON THE BASIS OF

| | | | |
|------------------------------|------------|------------------------|--|
| Pass Status | PASSED | Pass Year/Attempting | 2020 |
| Course/Stream | BS MS | Qualifying Examination | INDIA |
| Qualifying Examination State | DELHI | Board/University Name | INDIAN INSTITUTE OF FOREIGN TRADE (IIFT) BHAVAN, B-21, GUTS INSTITUTE (NAL AREA) |
| Institute Name And Address | ASDQW | Institute Pincode | 112222 |
| Result Mode | Percentage | Obtained Marks | 80 |
| Total Marks | 100 | | |
| Percentage Marks (%) | 80 | | |

Ph.D. Details

| | | | |
|--------------------------------------|---------|-----------------|------|
| WHETHER ADMITTED IN PH.D. | YES | | |
| WHETHER AWARDED/PURSUE IN UNIVERSITY | AWARDED | YEAR OF AWARDED | 2022 |

Additional Details

Research / Ex-Serviceman Details

| | | | |
|--|-----|--|--|
| Specialization, If Any | www | | |
| Whether you possess Research experience in the subject after completion of PG Degree | No | | |
| Whether you are an Ex-Serviceman | No | | |

MPhil/Master Degree Course Details

| | | | |
|---|-----------|----------------------|------|
| Whether you have taken Admission in regular M.Phil course | Yes | | |
| Whether Completed/Pursuing | Completed | | |
| MPhil University Name | asdfg | Year of Completion | 2014 |
| MPhil Department Name | asdf | MPhil Specialization | vwwe |

Minority Details

| | | | |
|-------------------------------------|----|--|--|
| Do You Belong To Minority Community | NO | | |
|-------------------------------------|----|--|--|

Exam Center And Details

| | | | |
|---------------------------------|--|---------------------------------|------------------------|
| Apply For | ASSISTANT PROFESSOR, JRF/JUNIOR RESEARCH FELLOWSHIP PH.D. ONLY | | |
| Question Paper Medium | ENGLISH | Subject Opted Net | CHEMICAL SCIENCES |
| Subject Specialization | ANALYTICAL CHEMISTRY | | |
| Father / Guardian Occupation | MEDICAL | Mother / Guardian Occupation | PRIVATE SECTOR SERVICE |
| Father / Guardian Qualification | GRADUATE | Mother / Guardian Qualification | MATRICULATE |

| S.NO. | CHOICE FOR EXAM CITY | CITY NAME (STATE NAME) |
|-------|--------------------------------------|------------------------|
| 1. | 1 st CHOICE FOR EXAM CITY | NEW DELHI (DELHI) |
| 2. | 2 nd CHOICE FOR EXAM CITY | BHARATPUR (HARYANA) |
| 3. | 3 rd CHOICE FOR EXAM CITY | AGRA (UTTAR PRADESH) |
| 4. | 4 th CHOICE FOR EXAM CITY | DEHRADUN (UTTARAKHAND) |

Document upload

| S.No. | Document | View |
|-------|--------------|------|
| 1. | PHOTO | |
| 2. | SIGNATURE | |
| 3. | PWD DOCUMENT | |

[Back](#) [Final Submit](#)

एन टी ए नेशनल टेस्टिंग एजेंसी
National Testing Agency
Established under the Ministry of Education

3.

3rd CHOICE FOR EXAM CITY

AGDA (ITTAD ROAD/CCU)

4.

4th CHOICE FOR EXAM C

Document upload

| S.No. | Document |
|-------|--------------|
| 1 | PHOTO |
| 2 | SIGNATURE |
| 3 | PWD DOCUMENT |

Back

Submit

Review Page

Please review the following information before 'FINAL SUBMIT'

If you would like to changes any information, Please use the links provided on the Left Menu Bar

Particulars checklist to be verified

Kindly verify all the particulars used below carefully and ensure you have filled correct information. No change will be permitted once the Registration form is submitted at any later stage of the examination.

☒ My Name
 ☐ Mother Name
 ☐ Mobile
 ☐ Course

☒ Date of Birth
 ☐ Gender
 ☐ Email ID
 ☐ Subject
 ☐ I Agree

☒ Father Name
 ☐ Address
 ☐ Exam Center

Final Submit

Close

Department of Higher Education

Ministry of Education

Government of India

JOINT CSIR - UGC NET

EXAMINATION

NATIONAL TESTING AGENCY

Excellence in Assessment

Human Resource Development Group

Council of Scientific & Industrial Research

Home

Information Bulletin

FAQ

Change Password

JOINT CSIR-UGC NET

DECEMBER-2024

BHUPENDRA SINGH

App. No. 241620000007

Logout

Dashboard

Application

MobileVerify

Payment

Payment

Registration

Application

Payment

| | |
|--------------------|-----------------|
| Name | BHUPENDRA SINGH |
| Application Number | 241620000007 |
| Amount | ₹ 1 |
| Pay now | |

| Sr. No. | Order ID | Transcation ID | Exam Fee | Paid Amount | Payment Gateway | Payment Submit Date | Payment Response Date | Payment Status | Check Payment Status |
|---------|----------|----------------|----------|-------------|-----------------|---------------------|-----------------------|----------------|----------------------|
|---------|----------|----------------|----------|-------------|-----------------|---------------------|-----------------------|----------------|----------------------|

राष्ट्रीय परीक्षा एजेंसी

National Testing Agency

Excellence in Assessment



JOINT CSIR-UGC NET
DECEMBER-2024



BHUPENDRA SINGH
App. No. 241620000007
[Logout](#)



Dashboard



Application



MobileVerify



Payment

Payment

Registration

Application

Payment



NAME - BHUPENDRA SINGH Application
Number - 241620000007 Payment - ₹ 1

1

SBI Epay

2

ICICI



Welcome to SBLePay Lite

(formerly SBMOPS)



ment functionality(maintained by NSDL) to new Income Tax Portal(TIN 2.0 Portal)

Net Banking



SBI Net Banking
Bank Charges(₹): 0.0



Other Bank Net Banking
Bank Charges(₹): 5.9



Card Payments



Other Bank Debit Cards
Bank Charges(₹): 0.0



Credit Cards
Bank Charges(₹): 12.98



Other Payment Modes



UPI
Bank Charges(₹): 0.0



Cancel

© Copyright State Bank of India (APM Id: Serv_Tran_563)

[Privacy Statement](#) | [Disclosure](#) | [Terms of Service \(Terms & Conditions\)](#)

Site best viewed at 1024 x 768 resolution in Microsoft Edge 79+ Mozilla 40+ Google Chrome 50+

CSIR UGCNET

Complete transaction within next

04:47
mins

Payment Details

| | |
|---------------------------------|---|
| Your Reference Number | Amount |
| UGCCSIR_241620000007_1733732879 | 1 |
| NAME | REDIRECT URL |
| BHUPENDRA SINGH | https://csirnetdec2024demo.ntaonline.in/sbiresponse/i |
| Currency Type | App Reference ID |
| INR | 7 |
| challanstatus | cancel URL |
| 1 | https://csirnetdec2024demo.ntaonline.in/sbiresponse/i |
| Activity ID | Application ID |
| 1 | 241620000007 |
| Valid UPTO | Payment Mode ID |
| Submerchant Transaction ID | Integration ID |
| Activity ID | Amount in words |
| | One Rupees only |

Please Select

☐ VPA / UPI ID ☐ QR code

CONFIRM

RESET


[Click here](#) to abort this transaction and return to the CSIR UGCNET site

 Mandatory fields are marked with an asterisk (*)

© Copyright State Bank of India.


[Privacy Statement](#) | [Disclosure](#) | [Terms of Service \(Terms & Conditions\)](#)

Site best viewed at 1024 x 768 resolution in Microsoft Edge 79+, Mozilla 40+, Google Chrome 50+



Department of Higher Education
Ministry of Education
Government of India

JOINT CSIR - UGC NET
EXAMINATION



NATIONAL TESTING AGENCY
Excellence in Assessment
Human Resource Development Group
Council of Scientific & Industrial Research

[Home](#) [Information Bulletin](#) [FAQ](#) [Change Password](#)

JOINT CSIR-UGC NET
DECEMBER-2024

Payment

BHUPENDRA SINGH
App. No. 241620000007
[Logout](#)

[Dashboard](#)

[Application](#)

[MobileVerify](#)

[Payment](#)


Payment successfully.

Ok

Payment


Payment



| No. | Order ID | ID | Exam Fee | Paid Amount | Payment Gateway | Payment Submit Date | Payment Response Date | Payment Status | Check Payment Status |
|-----|---------------------------------|------------|----------|-------------|-----------------|---------------------|-----------------------|----------------|-------------------------|
| 1. | UGCCSIR_241620000007_1733732879 | CPAENVZSH3 | 1.0 | 1.0 | SBI Epay | 09-12-2024 01:57 PM | 09-12-2024 02:00 PM | Success | Success |



राष्ट्रीय परीक्षा एजेंसी
National Testing Agency
Excellence in Assessment



| | | | | |
|--|---|---|--|----|
| Application Number | 241620000007 | |  | |
| Do Not Send this Page to National Testing Agency (NTA). | | | | |
| Candidate is requested to retain the printout of Confirmation page for future Reference. | | | | |
| व्यक्तिगत विवरण (Personal Detail) | | | | |
| उम्मीदवार का नाम (Candidate Name) | BHUPENDRA SINGH | उम्मीदवार की जन्म तिथि (Candidate Date of Birth) | 01-01-2000 | |
| लिंग (Gender) | MALE | पिता/अभिभावक का नाम (Father/Guardian Name) | TEST | |
| माता/अभिभावक का नाम (Mother/Guardian Name) | TEST | राष्ट्रीयता (Nationality) | INDIA | |
| पहचान का प्रकार (Identity Type) | PASSPORT | पहचान संख्या (Identification Number) | ASDQWER1234 | |
| वर्ग (Category) | GENERAL | | | |
| क्या आप आरपीडब्ल्यूडी अधिनियम 2016 के प्रावधानों के अनुसार पीडब्ल्यूडी उम्मीदवार हैं? (Are you a PwD candidate as per the provisions of the RPwD Act 2016 ?) | | | YES - 40% OR MORE (BENCHMARK DISABILITY) | |
| अक्षमता का प्रकार चुनें (Type of Disability) | DISABILITIES CAUSED DUE TO CHRONIC NEUROLOGICAL CONDITIONS AND BLOOD DISORDER | | विकलांगता का % (% of Disability) | 50 |
| क्या आपको लेखक की आवश्यकता है (सूचना बुलेटिन में दिए गए मानदंड के अनुसार) Do you need a scribe (as the criteria given in the Information Bulletin) | | | NO - I DO NOT NEED A SCRIBE | |
| क्या आपको मधुमेह है? (Are you Diabetic?) | NO | वार्षिक पारिवारिक आय (Annual Family Income) | Rs. 100001 – 200000 | |
| संपर्क विवरण वर्तमान पता (Contact Details Present Address) | | | | |
| परिसर संख्या / नाम (Premises No/Name) | TEST | क्षेत्र (Locality) | TEST | |
| उप-मोहल्ला (Sub- Locality(Optional)) | NA | देश (Country) | INDIA | |
| राज्य/संघ (State/UT) | DELHI | ज़िला (District) | EAST DELHI | |
| पिन कोड (Pin Code) | 112233 | मेल पता (Email Address) | thebsy@gmail.com | |
| मोबाइल नंबर (Mobile Number) | 9015866791 | | | |
| स्थायी पता (Permanent Address) | | | | |
| परिसर संख्या / नाम (Premises No/Name) | TEST | क्षेत्र (Locality) | TEST | |
| उप-मोहल्ला (Sub- Locality(Optional)) | NA | देश (Country) | INDIA | |
| राज्य/संघ (State/UT) | DELHI | ज़िला (District) | EAST DELHI | |
| पिन कोड (Pin Code) | 112233 | वैकल्पिक मोबाइल नंबर (Alternate Mobile Number) | NA | |
| योग्यता विवरण (Qualification Details) | | | | |
| I want to apply JOINT CSIR-UGC NET DECEMBER-2024 on the basis of - | | MASTER'S DEGREE | | |
| पास की स्थिति (Pass Status) | PASSED | उत्तीर्ण वर्ष/उपस्थिति (Passing of Year/Appearing) | 2020 | |
| कोर्स / स्ट्रीम (Course/Stream) | BS MS | योग्यता परीक्षा से (Qualifying Examination From) | INDIA | |
| योग्यता परीक्षा राज्य (Qualifying Examination State) | DELHI | बोर्ड/विश्वविद्यालय का नाम (Board/University Name) | INDIAN INSTITUTE OF FOREIGN TRADE(IIFT BHAWAN, B-21, QUTUB INSTITUTIONAL AREA) | |
| संस्थान का नाम और पता (Institute Name And Address) | ASDGG | संस्थान पिनकोड (Institute Pincode) | 112233 | |
| परिणाम मोड (Result Mode) | PERCENTAGE | कुल अंक (Total Marks) | 100 | |
| प्राप्त अंक (Obtained Marks) | 80 | प्रतिशत (Percentage) | 80 | |
| पीएच.डी. विवरण (Ph.D. Details) | | | | |
| क्या पीएच.डी. में प्रवेश लिया गया है? (Whether Admitted in Ph.D.) | YES | क्या पूर्ण हो चुकी है/जारी है (Whether Awarded/Pursuing?) | Awarded | |

| | | | |
|---|---|--|------------------------|
| विश्वविद्यालय का नाम (University Name) | awer | पूर्ण होने का वर्ष (Year of Awarded) | 2022 |
| अतिरिक्त ब्योरा (Additional Details) | | | |
| अनुसंधान / भूतपूर्व सैनिक ब्योरा (Research / Ex-Serviceman Details) | | | |
| विशेषता, यदि कोई हो (Specialization, If Any) | WTWT | | |
| क्या आपके पास पीजी डिग्री पूरी करने के बाद विषय में अनुसंधान का अनुभव है (Whether you Possess Research Experience in the subject after completion of PG Degree) | No | | |
| क्या आप भूतपूर्व सैनिक हैं (Whether you are an Ex-Serviceman) | No | | |
| एमफिल/मास्टर डिग्री पाठ्यक्रम विवरण (MPhil/Master Degree Course Details) | | | |
| क्या आपने नियमित एम.फिल पाठ्यक्रम में प्रवेश लिया है (Whether you have taken Admission in regular M.PHIL course) | YES | | |
| क्या पूर्ण हो चुकी है/जारी है (Whether Completed/Pursuing) | Completed | एमफिल विश्वविद्यालय का नाम (MPhil University Name) | asdfg |
| पूर्ण होने का वर्ष (Year of Completion) | 2014 | एमफिल विभाग का नाम (MPhil Department Name) | asdf |
| एमफिल विशेषता (MPhil Specialization) | wewe | | |
| अल्पसंख्यक ब्योरा (Minority Details) | | | |
| क्या आप अल्पसंख्यक समुदाय से हैं। (Do You Belong To Minority Community ?) | NO | | |
| के लिए आवेदन (Apply For) | | | |
| के लिए आवेदन (Apply For) | ASSISTANT PROFESSOR, JRF/JUNIOR RESEARCH FELLOWSHIP, PH.D. ONLY | | |
| विषय चुना नेट (Subject Opted Net) | CHEMICAL SCIENCES | प्रश्न पत्र माध्यम (Question Paper Medium) | ENGLISH |
| विषय विशेषता (Subject Specilization) | ANALYTICAL CHEMISTRY | | |
| परीक्षा राज्य / शहर-पहली पसंद (Exam State/City-1st Choice) | NEW DELHI (DELHI) | परीक्षा राज्य / शहर-दूसरी पसंद (Exam State/City-2nd Choice) | BHAGALPUR (BIHAR) |
| परीक्षा राज्य / शहर-तीसरी पसंद (Exam State/City-3rd Choice) | AGRA (UTTAR PRADESH) | परीक्षा राज्य / शहर-चौथी पसंद (Exam State/City-4th Choice) | DEHRADUN (UTTARAKHAND) |
| पिता/अभिभावक का व्यवसाय (Father/Guardian Occupation) | MEDICAL | पिता/अभिभावक की योग्यता (Father /Guardian Qualification) | GRADUATE |
| माता/अभिभावक का व्यवसाय (Mother/Guardian Occupation) | PRIVATE SECTOR SERVICE | माता/अभिभावक योग्यता (Mother /Guardian Qualification) | MATRICULATE |
| उम्मीदवार द्वारा अपलोड की गई छवियां (Images Upload by Candidate) | | | |
| Photo | | Signature | |
| PHOTO | |  | |
| SIGNATURE | |  | |
| PWD DOCUMENT | | View | |

| भुगतान विवरण (Payment Details) | | | |
|--------------------------------|---------------------------------|----------------|------------|
| Order ID | UGCCSIR_241620000007_1733732879 | Transcation ID | CPAENVZSH3 |
| Exam Fee | 1.0 | Paid Amount | 1.0 |
| Gateway Name | SBI Epay | Payment Status | Success |
| Payment Submit Date | 09-12-2024 13:57:59 PM | | |

IP Address : 14.139.49.130

Domain : csirnetdec2024demo.ntaonline.in

Date of Downloading :
09-12-2024 14:00:42 PM

ANNEXURE-XIV

PROCEDURE TO BE ADOPTED FOR COMPILATION OF NTA SCORES FOR MULTI SESSION PAPERS (NORMALIZATION PROCEDURE BASED ON PERCENTILE SCORE)

NTA will be conducting examinations on multiple dates, generally in two sessions per day. The candidates will be given different sets of questions per session and it is quite possible that in spite of all efforts of maintaining equivalence among various question papers, the difficulty level of these question papers administered in different sessions may not be exactly the same. Some of the candidates may end up attempting a relatively tougher set of questions when compared to other sets. The candidates who attempt the comparatively tougher examination are likely to get lower marks as compared to those who attempt the easier one. In order to overcome such a situation, “**Normalization procedure based on Percentile Score**” will be used for ensuring that candidates are neither benefitted nor disadvantaged due to the difficulty level of the examination. With the objective of ensuring that a candidate's true merit is identified, and that a level playing field is created in the above context, the Normalization Procedure, set out below shall be adopted, for compiling the NTA scores for multi session papers.

The process of Normalization is an established practice for comparing candidate scores across multi session papers and is similar to those being adopted in other large educational selection tests conducted in India. For normalization across sections, NTA shall use the percentile equivalence.

Percentile Scores: Percentile scores are scores based on the relative performance of all those who appear for the examination. Basically, the marks obtained are transformed into a scale ranging from 100 to 0 for each session of examinees.

The Percentile Score indicates the percentage of candidates that have scored EQUAL TO OR BELOW (same or lower raw scores) that particular Percentile in that examination. Therefore, the topper (highest score) of each session will get the same Percentile of 100 which is desirable. The marks obtained in between the highest and lowest scores are also converted to appropriate Percentiles.

The Percentile score will be the Normalized Score for the examination (instead of the raw marks of the candidate) and shall be used for preparation of the merit lists.

The Percentile Scores will be calculated up to 7 decimal places to avoid bunching effect and reduce ties.

The Percentile score of a Candidate is calculated as follows:

$$\frac{100 \times \text{Number of candidates appeared in the 'Session' with raw score EQUAL TO OR LESS than the candidate}}{\text{Total number of the candidates appeared in the 'Session'}}$$

Note: The Percentile of the Total shall **NOT be** an aggregate or average of the Percentile of individual subject. Percentile score is not the same as percentage of marks obtained.

**Example: Suppose a test was held in 4 sessions of examinees as per details given below:-
(Allocation of Days and shifts were done randomly)**

(a) Distribution of candidates were as follows:

Session-1: Day-1 Shift-1,

Session-2: Day-1 Shift-2,

Session-3: Day-2 Shift-1 and

Session-4: Day-2 Shift-2

| Session | Day/Shift | No of Candidates | | | Marks | |
|--------------------------------|---------------|------------------|----------|--------|---------|--------|
| | | Absent | Appeared | Total | Highest | Lowest |
| Session-1 | Day-1 Shift-1 | 3974 | 28012 | 31986 | 335 | -39 |
| Session-2 | Day-1 Shift-2 | 6189 | 32541 | 38730 | 346 | -38 |
| Session-3 | Day-2 Shift-1 | 6036 | 41326 | 47362 | 331 | -49 |
| Session-4 | Day-2 Shift-2 | 9074 | 40603 | 49677 | 332 | -44 |
| Total (Session-1 to Session-4) | | 25273 | 142482 | 167755 | 346 | -49 |

In this method of scoring the HIGHEST RAW SCORE in each paper (irrespective of the raw scores) will be the 100 Percentile indicating that 100% of candidates have scores equal to or lesser than the highest scorer/topper for that session.

Highest Raw Score and Percentile Score: All the highest raw scores will have normalized Percentile Score of 100 for their respective session.

| Session | Total Candidates Appeared | Highest Raw Score | Candidates who scored EQUAL OR LESS THAN Highest Raw Score | Percentile Score | Remarks |
|------------|---------------------------|-------------------|--|--|---|
| Session -1 | 28012 | 335 | 28012 | 100.0000000 $[(28012/28012)*100]$ | i.e. all the Highest raw scores would be normalized to 100 Percentile Score for their respective session. |
| Session -2 | 32541 | 346 | 32541 | 100.0000000 $[(32541/32541)*100]$ | |
| Session -3 | 41326 | 331 | 41326 | 100.0000000 $[(41326/41326)*100]$ | |
| Session -4 | 40603 | 332 | 40603 | 100.0000000 $[(40603/40603)*100]$ | |

Lowest Raw Score and Percentile Score: Percentile Score of all the lowest raw scores will depend on the total number of candidates who have taken the examination for their respective session.

| Session | Total Candidates Appeared | Lowest Raw Score | Candidates who scored EQUAL OR LESS THAN Lowest Raw Score | Percentile Score | Remarks |
|-----------|---------------------------|------------------|---|----------------------------------|---|
| Session-1 | 28012 | -39 | 1 | 0.0035699 $[(1/28012)*100]$ | i.e. Percentile Score of all the lowest raw scores are different i.e. Percentile Score depend on the total number of candidates who have taken the examination for their respective Session. |
| Session-2 | 32541 | -38 | 1 | 0.0030730 $[(1/32541)*100]$ | |
| Session-3 | 41326 | -49 | 1 | 0.0024198 $[(1/41326)*100]$ | |
| Session-4 | 40603 | -44 | 1 | 0.0024629 $[(1/40603)*100]$ | |

The following is a further explanation of the interpretation of the raw scores and Percentile

Score in Session-3 (Day-2 and Shift-1) with 41326 candidates who have taken the examination.

| Candidate | Percentile Score | No of Candidates | Raw Score | Remark |
|------------------|---|-------------------------|------------------|--|
| A | 100.0000000 [(41326/41326)*100] | 1 | 331 | Indicates that amongst those appeared, 100% have scored either EQUAL TO OR LESS THAN the candidate A (331 raw score). It also indicates that no candidate has scored more than the candidate A (331 raw score). |
| B | 90.1224411 [(37244/41326)*100] | 77 | 121 | Indicates that amongst those appeared, 90.1224411% have scored either EQUAL TO OR LESS THAN the candidate B (121 raw score). It also indicates that remaining candidates have scored more than candidate B (121 raw score). |
| C | 50.4549194 [(20851/41326)*100] | 381 | 41 | Indicates that amongst those appeared, 50.4549194% have scored either EQUAL TO OR LESS THAN the candidate C (41 raw score). It also indicates that remaining those appeared have scored more than candidate C (41 raw score). |
| D | 31.7040120 [(13102/41326)*100] | 789 | 25 | Indicates that amongst those appeared, 31.7040120% have scored either EQUAL TO OR LESS THAN the candidate D (25 raw score). It also indicates that remaining candidates have scored more than candidate D (25 raw score). |
| E | 1.1034216 [(456/41326)*100] | 100 | -15 | Indicates that amongst those appeared, 1.1034216% have scored either EQUAL TO OR LESS THAN the candidate E (-15 raw score). It also indicates that remaining candidates have scored more than candidate E (-15 raw score). |

STEP-BY-STEP PROCEDURE FOR NORMALIZATION AND PREPARATION OF RESULT:

Step-1: Distribution of Examinees in two shifts:

Candidates have to be distributed into two sessions randomly so that each session has approximately equal number of candidates. These two sessions would be as follows:

Session-1: Day-1 Shift-1, **Session-2:** Day-1 Shift-2

In the event of more number of days or less number of shifts, the candidates will be divided accordingly.

This will ensure that there is no bias in the distribution of candidates who shall take the examination. Further, with a large population of examinees spread over the entire country the possibility of such bias becomes remote.

Step-2: Preparation of Results for each Session:

The examination results for **each session** would be prepared in the form of

- Raw Scores
- Percentiles Scores of Total raw scores.

The Percentiles would be calculated for each candidate in the Session as follows: Let TP1

be the Percentile Scores of Total Raw Score of that candidate.

$$\text{Total Percentile (TP1): } 100 \times \frac{\text{No. of candidates appeared from the session with raw score EQUAL TO OR LESS than T1 score}}{\text{Total No. of candidates appeared in the session}}$$

Step-3: Compilation of NTA score and Preparation of Result:

The Percentile scores for the Total Raw Score for all the sessions (**Session-1: Day-1 Shift-1, Session-2: Day-1 Shift-2**) **as calculated in Step-2 above would be merged and shall be called the NTA scores which will then be used for compilation of result and further processing for deciding the allocation.**

In the events of the percentiles for the multi-shifts being dissimilar / unequal, the lowest will be the eligibility cut-off for that category for all candidates (i.e. all shifts).

For Example: In an the examination held in two shifts, if the 40% marks correspond to a Percentile score of 78 in Shift 1 and 79 in Shift 2, then all those equal to or above 78 percentiles (Percentile score of 100 to 78) in both shifts will become eligible in General Category. Similar method will be adopted for the other categories to determine eligibility cut-offs.

In case the examination is held in more number of shifts the same principle shall apply.

**PROCEDURE TO BE ADOPTED FOR CONVERSION OF NTA SCORES INTO
NORMALIZED MARKS FOR MULTI-SHIFTS PAPERS
(Normalization procedure based on Percentile and Equi percentile method)**

Need for Normalization

For several subjects, the Joint CSIR-UGC NET may be planned in multiple shifts. Since the question papers for any subject in different shifts are different and it is quite possible that despite all the best possible efforts of maintaining equivalence among various question papers, the difficulty level of these question papers administered in different Shifts may not be the same or similar. Some of the candidates might have ended up attempting a relatively tougher set of questions when compared to other sets. The candidates who attempted the comparatively tougher examination are likely to get lower marks as compared to those who attempted the easier one; the scores of the students across shifts are not directly comparable. There is a need for normalizing the marks across shifts to make them amenable to such comparisons.

A Committee headed by a Senior Professor from the Indian Statistical Institution Delhi and comprising of Senior Professors from the Indian Institute of Technology Delhi and the University of Delhi had detailed deliberations to arrive at the methodology.

As already intimated in the Information Bulletin of Joint CSIR-UGC NET December 2024 the raw score of each candidate in each subject will be normalized using the Equi-percentile method. This is done separately for each subject for which the examination is held in multiple shifts.

For each subject for which the examination is held in multiple shifts, the raw score for each candidate appearing for the subject will be converted into NTA Score (Percentile Score & Normalized Score) in the following three steps.

Step 1: Convert Raw Scores into Percentile Scores.

The percentiles are calculated separately for each shift.

Record the number of candidates who have appeared in a shift. Denote this number by N .

Sort all the candidates in one shift in decreasing order of their marks.

Note the *raw marks* for each candidate. Suppose this is denoted by T . Count the number of candidates in that shift whose raw scores are less than *or equal to* T . Denote this number by m .

The percentile score for this candidate is then calculated as:

$$P = \frac{m}{N} * 100$$

Illustration:

Suppose that the examination in a certain subject is held in two different shifts, $S1$ and $S2$, say. Consider six candidates A, B, C, D, E , and F out of which A, B , and C are from shift $S1$ and the other three are from shift $S2$.

Let the raw marks of the six candidates be x_A, x_B, x_C (shift $S1$ marks) and y_D, y_E, y_F (shift $S2$ marks).

For candidates A, B , and C , the percentiles are calculated using the total marks obtained by candidates appearing in shift $S1$ (in the same subject) as explained above.

Similarly, for candidates D, E , and F , the percentiles are calculated using the total marks obtained by candidates appearing in shift $S2$ (in the same subject) as explained above.

Let the respective percentiles be denoted by PA , PB , PC , PD , PE , and PF .

The above data is summarized in the following table. The terms in red colour indicate that these are the **output of this step**.

| Shift S1 | | | Shift S2 | | |
|-----------|-----------|------------|-----------|-----------|------------|
| Candidate | Raw score | Percentile | Candidate | Raw score | Percentile |
| A | X_A | PA | D | Y_D | PD |
| B | X_B | PB | E | Y_E | PE |
| C | X_C | PC | F | Y_F | PF |

Since the calculation for percentiles in any shift depends only on the data from that shift alone, there is a separate table for each shift.

Step 2: Pull the percentiles to the marks scale for each session to get a Normalized Score.

The data across all sessions tabulated at the end of *step 1* is collated into a single table.

The columns for the shift-wise raw score should be kept separate.

All the records are then sorted in decreasing order of the percentiles.

Illustration (Continued):

In the illustrative example given above, suppose that the percentiles of the six candidates satisfy

$$PE > PA > PC = PF > PB > PD$$

Then the collated table would look as given below:

| Candidate | Percentile | RawScoreS1 | RawScoreS2 |
|-----------|------------|------------|------------|
| E | PE | — | Y_D |
| A | PA | X_A | — |
| C&F | PC=PF | X_B | Y_E |
| B | PB | X_C | — |
| D | PD | — | Y_F |

Candidate C from shift $S1$ and candidate F from shift $S2$ have the same percentile. The relevant entries under “*Raw Score S1*” and “*Raw Score S2*” are the actual raw scores x_C and y_F respectively. This has the obvious interpretation that marks x_C of shift $S1$ are equivalent to marks y_F of shift $S2$.

Candidates A and B , appearing in shift $S1$, have a blank entry in column “*Raw Score S2*”, as there is no corresponding candidate having exactly the same percentile from shift $S2$. Similarly, Candidates D and E , appearing in shift $S2$, have a blank entry in column “*Raw Score S1*”, as there is no corresponding candidate having exactly the same percentile from shift $S1$.

- In the remaining part of this *Step 2*, the blank entries in the two “*Raw Score*” columns are filled up using linear interpolation.

- Consider a record (row) whose entry in the column “*Raw Score S1*” is blank. The blank will be replaced by the interpolated score X which is calculated as:

$$X = x_1 + \frac{x_2 - x_1}{p_2 - p_1} (P - p_1)$$

Where:

P is the corresponding entry in the “*Percentile*” column

x_1 is the first *non-blank* entry *BELOW* X . i.e., $x_1 < X$ and there is no other non-blank entry in the column between x_1 and X .

x_2 is the first *non-blank* entry *ABOVE* X . i.e., $x_2 > X$ and there is no other non-blank entry in the column between x_2 and X .

p_1 is the entry in the “*Percentile*” column corresponding to x_1 from the column “*Raw Score S1*”.

p_2 is the entry in the “*Percentile*” column corresponding to x_2 from the column “*Raw Score S1*”.

Note that there may be several blank entries between x_1 and x_2 .

All the blank entries in column “*Raw Score S1*” can now be replaced by the interpolated values.

The blank entries in column “*Raw Score S2*” are also replaced using a similar procedure.

Illustration (Continued):

The table in the illustrative example would look like the following, where the entries in **red** indicate the additional output at the end of this step.

| Candidate | Percentile | Raw Score S1 | Raw Score S2 |
|-----------|------------|--------------|--------------|
| E | PE | XE | YE |
| A | PA | X_A | YA |
| C&F | $PC=PF$ | X_C | YF |
| B | PB | X_B | YB |
| D | PD | XD | YD |

Step3: Calculation of the Normalized Score

Now for each subject, *there is a score assigned to each percentile value for each session.*

The **Normalized score**, Z , corresponding to a percentile value P , is calculated as:

$$Z = \text{Average of } (u_A, u_B, u_C, \dots, u_t) = \frac{u_A + u_B + u_C + \dots + u_t}{t}$$

Where u_A, \dots, u_t denote the raw scores corresponding to the percentile P in each of the different sessions

Illustration (Continued):

The final table in the illustrative example would be as follows:

| Candidate | Percentile | Raw ScoreS1 | Raw ScoreS2 | Normalized Score |
|-----------|------------|-------------|-------------|------------------|
| E | PE | XE | yE | $(XE + yE)/2$ |
| A | PA | X_A | YA | $(x_A + Y_A)/2$ |
| C&F | $PC=PF$ | X_C | yF | $(x_C + y_F)/2$ |
| B | PB | X_B | YB | $(x_B + Y_B)/2$ |
| D | PD | XD | yD | $(XD + y_D)/2$ |

Step-by-Step Procedure for Converting from Raw Score to Normalized Score: -

Example: Suppose a test was held in 4 phases of examinees as per details given below:
(Allocation of Days and shifts were done randomly)

| Session | Day | Shift | No of Candidates | | | Raw Score | |
|--------------------------------|-------|---------|------------------|----------|--------|-----------|--------|
| | | | Absent | Appeared | Total | Highest | Lowest |
| Session-1 | Day-1 | Shift-1 | 3974 | 28012 | 31986 | 200 | -40 |
| Session-2 | Day-1 | Shift-2 | 6189 | 32541 | 38730 | 194 | -36 |
| Session-3 | Day-2 | Shift-1 | 6036 | 41326 | 47362 | 188 | -36 |
| Session-4 | Day-2 | Shift-2 | 9074 | 40603 | 49677 | 200 | -40 |
| Total (Session-1 to Session-4) | | | 25273 | 142482 | 167755 | 200 | -40 |

Highest Raw Score and Percentile Score: -

| Session | Total Candidates Appeared | Highest Raw Score | Candidates who scored Equal or Less Than Highest Raw Score | Percentile Score | Remarks |
|-----------|---------------------------|-------------------|--|--|--|
| Session-1 | 28012 | 200 | 28012 | 100.0000000 $[(28012/28012) * 100]$ | i.e., All the highest raw scores would be normalized to 100 Percentile Score for their respective session. |
| Session-2 | 32541 | 194 | 32541 | 100.0000000 $[(32541/32541) * 100]$ | |
| Session-3 | 41326 | 188 | 41326 | 100.0000000 $[(41326/41326) * 100]$ | |
| Session-4 | 40603 | 200 | 40603 | 100.0000000 $[(40603/40603) * 100]$ | |

Lowest Score and Percentile Score: -

| Session | Total Candidates Appeared | Lowest Raw Score | Candidates Who Scored Equal or Less Than Highest Raw Score | Percentile Score | Remarks |
|-----------|---------------------------|------------------|--|------------------------------------|---|
| Session-1 | 28012 | -40 | 1 | 0.0035699 $[(1/28012) * 100]$ | i.e., the Percentile Score of all the lowest raw scores are different i.e., Percentile Score depends on the total number of candidates who have taken the examination for their respective session. |
| Session-2 | 32541 | -36 | 1 | 0.0030730 $[(1/32541) * 100]$ | |
| Session-3 | 41326 | -36 | 1 | 0.0024198 $[(1/41326) * 100]$ | |
| Session-4 | 40603 | -40 | 1 | 0.0024629 $[(1/40603) * 100]$ | |

Step1: Convert Raw Score into Percentile Score

The percentile score for this candidate is then calculated as:

$$\text{Percentile Score} = 100 \times \frac{\text{No. of Candidates appeared from the session with raw score EQUAL TO OR LESS than T Score}}{\text{Total No. of Candidates who appeared in the session}}$$

| Candidate | Raw Score S1 | PercentileScore |
|-----------|--------------|-----------------|
| A20020720 | 200 | 100 |
| A20411664 | 192 | 99.969144 |
| A20018569 | 190 | 99.831255 |
| A20339879 | 184 | 99.732901 |
| A20074407 | 180 | 99.432054 |
| A20751862 | 88 | 88.654575 |
| A20922992 | 48 | 74.137715 |
| A21004667 | 40 | 69.290405 |
| A21141123 | 22 | 52.135343 |
| A25465232 | 8 | 30.675846 |
| A26545946 | 6 | 27.584445 |
| A25656543 | 2 | 24.886459 |
| A26625216 | 1 | 22.351432 |
| A26174451 | 0 | 19.997686 |
| A25463225 | -1 | 15.23523 |
| A26598636 | -6 | 11.104361 |
| A26596462 | -40 | 0.053034 |

| Candidate | Raw Score S2 | PercentileScore |
|-----------|--------------|-----------------|
| B20123935 | 194 | 100 |
| B20012622 | 192 | 99.9990405 |
| B20656224 | 100 | 96.9671093 |
| B20410215 | 42 | 69.2904047 |
| B20236444 | 26 | 67.7672549 |
| B20128586 | 14 | 46.3751151 |
| B20001667 | 4 | 27.0887703 |
| B20042147 | 2 | 23.9100399 |
| B20051256 | 0 | 12.225608 |
| B20481968 | -2 | 11.6211621 |
| B20091701 | -12 | 10.4982563 |
| B20549576 | -14 | 10.3947421 |
| B20098269 | -30 | 10.2430506 |
| B20071356 | -36 | 0.053034 |

| Candidate | Raw Score S3 | PercentileScore |
|-----------|--------------|-----------------|
| C20150694 | 188 | 100 |
| C20087997 | 186 | 99.969144 |
| C20121991 | 184 | 99.831255 |
| C20058572 | 180 | 99.732901 |
| C20060310 | 172 | 99.432054 |
| C20008597 | 56 | 78.338974 |
| C20430859 | 36 | 69.00182 |
| C20518247 | 20 | 52.135343 |
| C20045510 | 14 | 38.091932 |
| C20860609 | 9 | 30.675846 |
| C20861476 | 5 | 27.584445 |
| C20512680 | 3 | 24.886459 |
| C20069270 | 2 | 22.351432 |
| C20355550 | 0 | 12.188701 |
| C20549576 | -3 | 11.23523 |
| C26598636 | -22 | 0.0539983 |
| C26596462 | -36 | 0.053034 |

| Candidate | Raw Score S4 | PercentileScore |
|-----------|--------------|-----------------|
| D20479616 | 200 | 100 |
| D20040337 | 194 | 99.9990405 |
| D20467385 | 98 | 88.6545749 |
| D20398094 | 44 | 68.9660903 |
| D20428934 | 40 | 49.5097099 |
| D20032939 | 32 | 46.3751151 |
| D20690279 | 30 | 27.0887703 |
| D20840699 | 28 | 23.9100399 |
| D20084751 | 26 | 20.8800276 |
| D21237483 | 24 | 12.1887008 |
| D21077463 | 1 | 11.5349248 |
| D20348188 | -2 | 11.0243302 |
| D25463225 | -40 | 0.053034 |

Step 2: Pull Back the percentiles to the scale of the marks for each session to get Normalized marks.

| Candidate | Percentile Score | Raw Score S1 | Raw Score S2 | Raw Score S3 | Raw Score S4 |
|---|------------------|--------------|--------------|--------------|--------------|
| A20020720=B20123935=C20150694=D20479616 | 100 | 200 | 194 | 188 | 200 |
| B20012622=D20040337 | 99.99904053 | - | 192 | - | 194 |
| A20411664=C20087997 | 99.9691438 | 192 | - | 186 | - |
| A20018569=C20121991 | 99.8312554 | 190 | - | 184 | - |
| A20339879=C20058572 | 99.7329013 | 184 | - | 180 | - |
| A20074407=C20060310 | 99.4320538 | 180 | - | 172 | - |
| B20656224 | 96.9671093 | - | 100 | - | - |
| A20751862=D20467385 | 88.6545749 | 88 | - | - | 98 |
| C20008597 | 78.3389742 | - | - | 56 | - |
| A20922992 | 74.1377149 | 48 | - | - | - |
| A21004667=B20410215 | 69.2904047 | 40 | 42 | - | - |
| C20430859 | 69.0018201 | - | - | 36 | - |
| D20398094 | 68.9660903 | - | - | - | 44 |
| B20236444 | 67.7672549 | - | 26 | - | - |
| A21141123=C20518247 | 52.1353428 | 22 | - | 20 | - |
| D20428934 | 49.50970986 | - | - | - | 40 |
| B20128586=D20032939 | 46.37511514 | - | 14 | - | 32 |
| C20045510 | 38.0919321 | - | - | 14 | - |
| A25465232=C20860609 | 30.6758464 | 8 | - | 9 | - |
| A26545946=C20861476 | 27.5844446 | 6 | - | 5 | - |
| B20001667=D20690279 | 27.08877034 | - | 4 | - | 30 |
| A25656543=C20512680 | 24.886459 | 2 | - | 3 | - |
| B20042147=D20840699 | 23.91003991 | - | 2 | - | 28 |
| A26625216=C20069270 | 22.3514324 | 1 | - | 2 | - |
| D20084751 | 20.88002763 | - | - | - | 26 |
| A26174451 | 19.9976858 | 0 | - | - | - |
| A25463225 | 15.23523 | -1 | - | - | - |
| B20051256 | 12.225608 | - | 0 | - | - |
| C20355550=D21237483 | 12.1887008 | - | - | 0 | 24 |
| B20481968 | 11.62116211 | - | -2 | - | - |
| D21077463 | 11.53492478 | - | - | - | 1 |
| C20549576 | 11.23523 | - | - | -3 | - |
| A26598636 | 11.1043613 | -6 | - | - | - |
| D20348188 | 11.0243302 | - | - | - | -2 |
| B20091701 | 10.49825625 | - | -12 | - | - |
| B20549576 | 10.39474209 | - | -14 | - | - |
| B20098269 | 10.2430506 | - | -30 | - | - |
| C26598636 | 0.0539983 | - | - | -22 | - |
| A26596462=B20071356=C26596462=D25463225 | 0.053034 | 40 | -36 | -36 | -40 |

In the remaining part of Step 2, the blank entries in the Raw Score Columns are filled up.

| Candidate | Percentile Score | Raw Score S1 | Raw Score S2 | Raw Score S3 | Raw Score S4 |
|---|------------------|--------------|--------------|--------------|--------------|
| A20020720=B20123935=C20150694=D20479616 | 100 | 200 | 194 | 188 | 200 |
| B20012622=D20040337 | 99.9990405 | 199.7512409 | 192 | 187.93781 | 194 |
| A20411664=C20087997 | 99.9691438 | 192 | 171.96504 | 186 | 171.96504 |
| A20018569=C20121991 | 99.8312554 | 190 | 167.63275 | 184 | 167.63275 |
| A20339879=C20058572 | 99.7329013 | 184 | 164.54257 | 180 | 164.54257 |
| A20074407=C20060310 | 99.4320538 | 180 | 155.09028 | 172 | 155.09028 |
| B20656224 | 96.9671093 | 158.958447 | 100 | 158.4442 | 101.91063 |
| A20751862=D20467385 | 88.6545749 | 88 | 82.580043 | 112.72997 | 98 |
| C20008597 | 78.3389742 | 56.7810489 | 60.96241 | 56 | 69.707196 |
| A20922992 | 74.1377149 | 48 | 52.158146 | 47.207694 | 58.184318 |
| A21004667=B20410215 | 69.2904047 | 40 | 42 | 36.629757 | 44.889504 |
| C20430859 | 69.0018201 | 39.6972017 | 38.968549 | 36 | 44.097997 |
| D20398094 | 68.9660903 | 39.6597121 | 38.593224 | 35.966106 | 44 |
| B20236444 | 67.7672549 | 38.4018305 | 26 | 34.828858 | 43.753534 |
| A21141123=C20518247 | 52.1353428 | 22 | 17.231221 | 20 | 40.539799 |
| D20428934 | 49.5097099 | 20.1081761 | 15.758363 | 18.878207 | 40 |
| B20128586=D20032939 | 46.3751151 | 17.8496346 | 14 | 17.538962 | 32 |
| C20045510 | 38.0919321 | 11.8814266 | 9.7051566 | 14 | 31.141031 |
| A25465232=C20860609 | 30.6758464 | 8 | 5.8599046 | 9 | 30.371981 |
| A26545946=C20861476 | 27.5844446 | 6 | 4.2570079 | 5 | 30.051402 |
| B20001667=D20690279 | 27.0887703 | 5.2651195 | 4 | 4.6325597 | 30 |
| A25656543=C20512680 | 24.886459 | 2 | 2.6143453 | 3 | 28.614345 |
| B20042147=D20840699 | 23.9100399 | 1.6148289 | 2 | 2.6148289 | 28 |
| A26625216=C20069270 | 22.3514324 | 1 | 1.7332164 | 2 | 26.97122 |
| D20084751 | 20.8800276 | 0.374867 | 1.4813591 | 1.7104312 | 26 |
| A26174451 | 19.9976858 | 0 | 1.3303305 | 1.5367886 | 25.79696 |
| A25463225 | 15.23523 | -1 | 0.5151508 | 0.5995493 | 24.70105 |
| B20051256 | 12.225608 | -4.6428439 | 0 | 0.0072632 | 24.008493 |
| C20355550=D21237483 | 12.1887008 | -4.6875164 | -0.122119 | 0 | 24 |
| B20481968 | 11.6211621 | -5.3744647 | -2 | -1.785703 | 4.0338503 |
| D21077463 | 11.5349248 | -5.4788463 | -2.767984 | -2.057041 | 1 |
| C20549576 | 11.23523 | -5.8415966 | -5.436905 | -3 | -0.760858 |
| A26598636 | 11.1043613 | -6 | -6.602352 | -3.222382 | -1.529777 |
| D20348188 | 11.0243302 | -6.24622 | -7.315066 | -3.358377 | -2 |
| B20091701 | 10.4982563 | -7.8647146 | -12 | -4.252322 | -3.822101 |
| B20549576 | 10.3947421 | -8.1831815 | -14 | -4.428221 | -4.180631 |
| B20098269 | 10.2430506 | -8.6498685 | -30 | -4.685987 | -4.706027 |
| C26598636 | 0.0539983 | -39.9970333 | -35.99943 | -22 | -39.99666 |
| A26596462=B20071356=C26596462=D25463225 | 0.053034 | -40 | -36 | -36 | -40 |

Step 3: Calculation of Normalized Score: Now for each subject there is a score assigned to each percentile value for each session. The Normalized score, Z, corresponding to a percentile value P, is calculated as $Z = \text{Average of } (uA, uC, \dots, ut) = \frac{uA + uB + uC + \dots + ut}{t}$

Where uA, uC, \dots, ut denote the raw scores corresponding to the percentile P in each of the different sessions

| Candidate | Percentile Score | Raw Score S1 | Raw Score S2 | Raw Score S3 | Raw Score S4 | Normalized Marks |
|---|------------------|--------------|--------------|--------------|--------------|------------------|
| A20020720=B20123935=C20150694=D20479616 | 100 | 200 | 194 | 188 | 200 | 195.5 |
| B20012622=D20040337 | 99.999041 | 199.7512409 | 192 | 187.9378 | 194 | 193.4223 |
| A20411664=C20087997 | 99.969144 | 192 | 171.965 | 186 | 171.965 | 180.4825 |
| A20018569=C20121991 | 99.831255 | 190 | 167.6327 | 184 | 167.6327 | 177.3164 |
| A20339879=C20058572 | 99.732901 | 184 | 164.5426 | 180 | 164.5426 | 173.2713 |
| A20074407=C20060310 | 99.432054 | 180 | 155.0903 | 172 | 155.0903 | 165.5451 |
| B20656224 | 96.967109 | 158.958447 | 100 | 158.4442 | 101.9106 | 129.8283 |
| A20751862=D20467385 | 88.654575 | 88 | 82.58004 | 112.73 | 98 | 95.3275 |
| C20008597 | 78.338974 | 56.7810489 | 60.96241 | 56 | 69.7072 | 60.86266 |
| A20922992 | 74.137715 | 48 | 52.15815 | 47.20769 | 58.18432 | 51.38754 |
| A21004667=B20410215 | 69.290405 | 40 | 42 | 36.62976 | 44.8895 | 40.87982 |
| C20430859 | 69.00182 | 39.6972017 | 38.96855 | 36 | 44.098 | 39.69094 |
| D20398094 | 68.96609 | 39.6597121 | 38.59322 | 35.96611 | 44 | 39.55476 |
| B20236444 | 67.767255 | 38.4018305 | 26 | 34.82886 | 43.75353 | 35.74606 |
| A21141123=C20518247 | 52.135343 | 22 | 17.23122 | 20 | 40.5398 | 24.94276 |
| D20428934 | 49.50971 | 20.1081761 | 15.75836 | 18.87821 | 40 | 23.68619 |
| B20128586=D20032939 | 46.375115 | 17.8496346 | 14 | 17.53896 | 32 | 20.34715 |
| C20045510 | 38.091932 | 11.8814266 | 9.705157 | 14 | 31.14103 | 16.6819 |
| A25465232=C20860609 | 30.675846 | 8 | 5.859905 | 9 | 30.37198 | 13.30797 |
| A26545946=C20861476 | 27.584445 | 6 | 4.257008 | 5 | 30.0514 | 11.3271 |
| B20001667=D20690279 | 27.08877 | 5.2651195 | 4 | 4.63256 | 30 | 10.97442 |
| A25656543=C20512680 | 24.886459 | 2 | 2.614345 | 3 | 28.61435 | 9.057173 |
| B20042147=D20840699 | 23.91004 | 1.6148289 | 2 | 2.614829 | 28 | 8.557414 |
| A26625216=C20069270 | 22.351432 | 1 | 1.733216 | 2 | 26.97122 | 7.926109 |
| D20084751 | 20.880028 | 0.374867 | 1.481359 | 1.710431 | 26 | 7.391664 |
| A26174451 | 19.997686 | 0 | 1.330331 | 1.536789 | 25.79696 | 7.16602 |
| A25463225 | 15.23523 | -1 | 0.515151 | 0.599549 | 24.70105 | 6.203938 |
| B20051256 | 12.225608 | -4.6428439 | 0 | 0.007263 | 24.00849 | 4.843228 |
| C20355550=D21237483 | 12.188701 | -4.6875164 | -0.12212 | 0 | 24 | 4.797591 |
| B20481968 | 11.621162 | -5.3744647 | -2 | -1.7857 | 4.03385 | -1.28158 |
| D21077463 | 11.534925 | -5.4788463 | -2.76798 | -2.05704 | 1 | -2.32597 |
| C20549576 | 11.23523 | -5.8415966 | -5.43691 | -3 | -0.76086 | -3.75984 |
| A26598636 | 11.104361 | -6 | -6.60235 | -3.22238 | -1.52978 | -4.33863 |
| D20348188 | 11.02433 | -6.24622 | -7.31507 | -3.35838 | -2 | -4.72992 |
| B20091701 | 10.498256 | -7.8647146 | -12 | -4.25232 | -3.8221 | -6.98478 |
| B20549576 | 10.394742 | -8.1831815 | -14 | -4.42822 | -4.18063 | -7.69801 |
| B20098269 | 10.243051 | -8.6498685 | -30 | -4.68599 | -4.70603 | -12.0105 |
| C26598636 | 0.0539983 | -39.9970333 | -35.9994 | -22 | -39.9967 | -34.4983 |
| A26596462=B20071356=C26596462=D25463225 | 0.053034 | -40 | -36 | -36 | -40 | -38 |

The above method is based on the work: “Normalization of marks in multi-session examinations”, Abhay G. Bhatt et al, CURRENT SCIENCE, Vol. 118, No. 1, 10 January 2020.

Note: *The NTA is planning to do the JOINT CSIR UGC – NET December 2024 examination in a single shift for each Subject/General Test, so that the need for Normalization will not exist. However, under unavoidable circumstances, if any subject is conducted in multi-shifts, then normalization will be done. The performance of every candidate will be evaluated using the equi-percentile method wherein normalized marks of each candidate will be calculated using the percentiles of each group of students in a given shift across multiple days for the same subject.*

ANNEXURE- XVI**HELPDESK CONTACT DETAILS OF JOINT CSIR- UGC NET DECEMBER 2024**

| | |
|---|---|
| Fellowship under CSIR Scheme: | DEPUTY SECRETARY / UNDER SECRETARY (EMR), CSIR-HRDG, CSIR COMPLEX (OPPOSITE INSTITUTE OF HOTELMANAGEMENT), LIBRARY AVENUE, PUSA, NEW DELHI – 110012 |
| Fellowships under UGC Schemes | UNDER SECRETARY, SELECTION AND AWARD BUREAU, UNIVERSITY GRANT COMMISSION, SOUTH CAMPUS, UNIVERSITY OF DELHI, BENITO JUAREZ MARG, DHAULA KUAN, NEW DELHI- 110021 |
| For Eligibility for Assistant Professor: | EDUCATION OFFICER, UNIVERSITY GRANTS COMMISSION, SOUTH CAMPUS, UNIVERSITY OF DELHI, BENITO JUAREZ MARG, DHAULAKUAN, NEW DELHI-110021 |